

FLUX

PRIVATE WORKING

The Flux modular shelving system epitomises the future of adaptable, modern design. Flux has a capacitor for an infinite number of layout options and shapes to help create work zones in any space to promote privacy or transparency as needed. The crisp, clean aesthetic of the black frame allows you to break up the workplace landscape while bringing together a wide range of complementary components and products – and, never compromising on design.



SOCIAL SPACES

PRODUCT SPECS



Product guarantee



Designed & manufactured

RANGE



Single



Double



Triple



Accessories

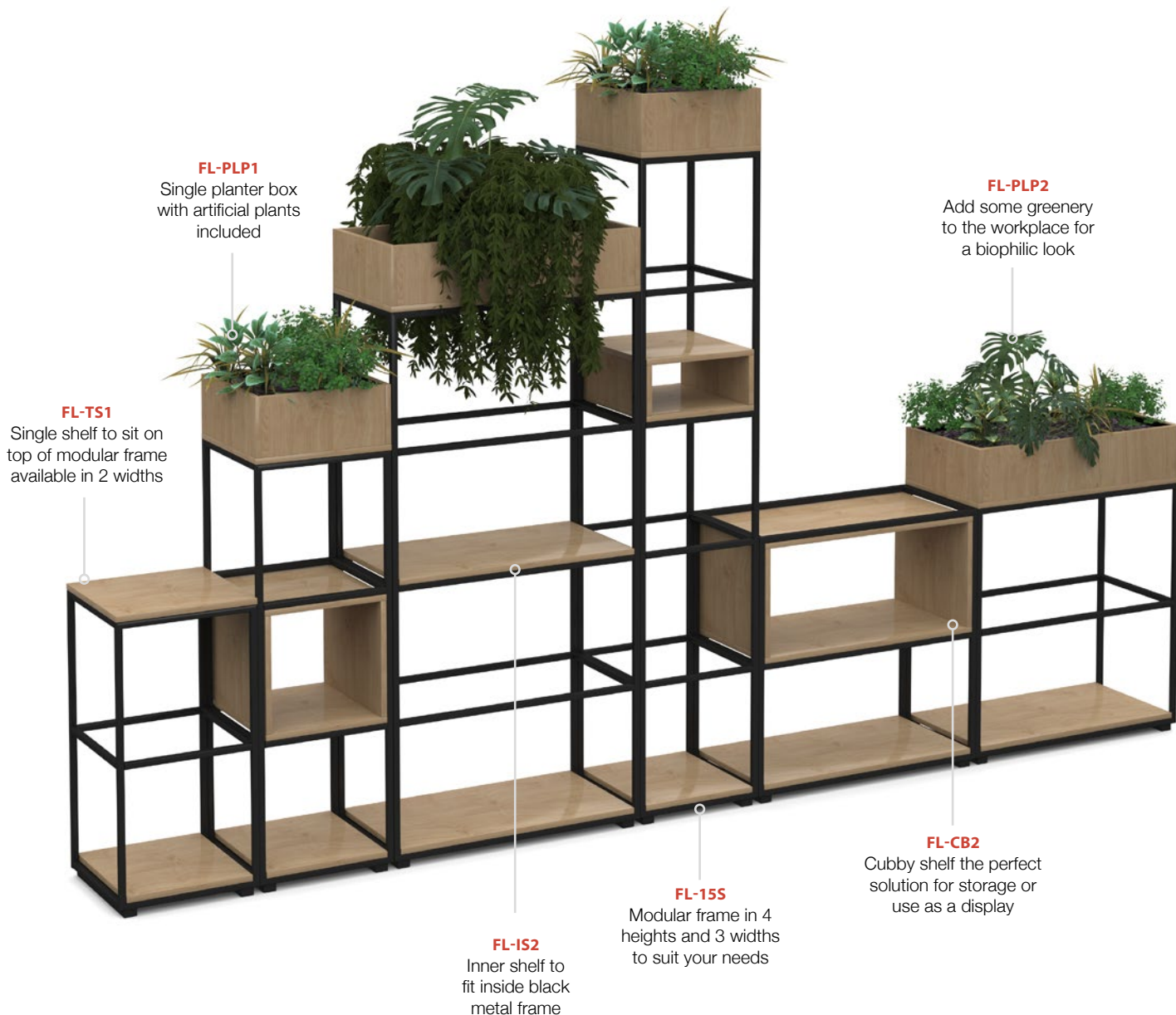
FEATURES

Configured in an infinite number of ways to suit any space

Modular grid based shelving/storage system for adaptable, flexible spaces

Fully welded frame construction for easy installation & added strength

Wooden add-ons and inserts in a selection of finishes and styles



FL-PLP1
Single planter box with artificial plants included

FL-PLP2
Add some greenery to the workplace for a biophilic look

FL-TS1
Single shelf to sit on top of modular frame available in 2 widths

FL-IS2
Inner shelf to fit inside black metal frame

FL-15S
Modular frame in 4 heights and 3 widths to suit your needs


FL-CB2
Cubby shelf the perfect solution for storage or use as a display

FRAMES




Black Steel

WOOD FINISHES




Grey Oak (GO)



Kendal Oak (KO)

Single Starter Units



CODE	W	D	H	RRP
FL-12S	420	420	845	£370
FL-13S	420	420	1245	£470
FL-14S	420	420	1645	£580
FL-15S	420	420	2045	£660

- Two and three high tower units supplied with 1 linking bracket
- Four and five high tower units supplied with 2 linking brackets

Double Starter Units



CODE	W	D	H	RRP
FL-22D	820	420	845	£420
FL-23D	820	420	1245	£550
FL-24D	820	420	1645	£660
FL-25D	820	420	2045	£740

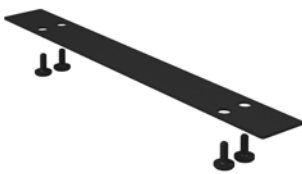
- Two and three high tower units supplied with 1 linking bracket
- Four and five high tower units supplied with 2 linking brackets

Linking Brackets

The Flux Capacitor

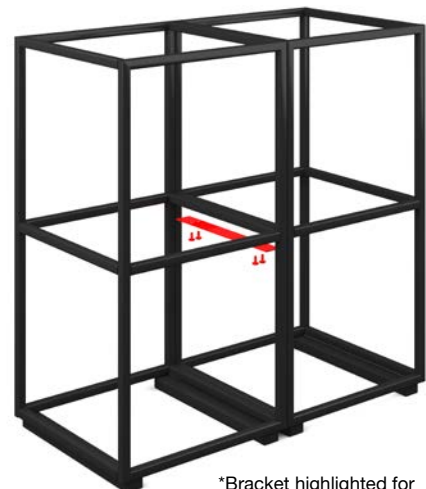
Each Flux configuration starts with a starter unit – which can be single or double wide and up to 5 high.

Then simply add your add-on units & accessories to suit your needs.



CODE	DESCRIPTION	W	D	H	RRP
FL-BKT-LNK	Linking bracket	380	40	5	£25

- Linking bracket to connect Flux units together
- Add additional brackets to large configurations for increased stability



*Bracket highlighted for illustration purposes only



Black Steel



Accessories

Build your frames and add your accessories to meet your personal requirements.

Please note:
Single units are also supplied for 90° corner fixings

Inner Shelves



CODE	DESCRIPTION	W	D	H	RRP
FL-IS1	Single	380	420	25	£50
FL-IS2	Double	780	420	25	£70

- Single or double shelf to sit inside black steel frame
- Add some storage and a new dimension to flux storage units

Cubbies



CODE	DESCRIPTION	W	D	H	RRP
FL-CB1	Single	380	420	380	£110
FL-CB2	Double	780	420	380	£130

- Single or double cubby unit to sit inside black steel frame
- Create the perfect storage solution or display

Planters



CODE	DESCRIPTION	W	D	H	RRP
FL-PL1	Single	420	420	195	£160
FL-PL2	Double	820	420	195	£190

- Single or double planter box to sit on black steel frame
- Featuring an area in the top for plants or standing pots

Top Shelves



CODE	DESCRIPTION	W	D	H	RRP
FL-TS1	Single	420	420	25	£60
FL-TS2	Double	820	420	25	£75
FL-TS3	Triple	1220	420	25	£85

- Single or double shelf to sit on top of black steel frame
- Ideal for storage or showing off items

Cubby Shelf



CODE	DESCRIPTION	W	D	H	RRP
FL-CS1	Single	380	420	195	£105

- Half cubby unit to sit inside black steel frame
- Tidy away messy items and accessories on stylish cubby shelves

Planters with plants



CODE	DESCRIPTION	W	D	H	RRP
FL-PLP1	Single	420	420	195	£270
FL-PLP2	Double	820	420	195	£425

- Single or double planter box complete plants to sit on black steel frame
- Add some greenery to the workplace for a biophilic look



Grey Oak (GO) Kendal Oak (KO)

Please add finish when ordering eg. **FL-IS1** in Grey Oak = **FL-IS1-GO**

Triple Unit with Seat



Triple Unit with Media Unit



*Rear whiteboard

*Front TV bracket



CODE	W	D	H	Band A	Band B	Band C
FL-SM3	1220	420	2045	£1200	£1400	£1600

- Triple wide 5 high tower unit with central cut away
- Padded seat and sides in made to order fabric

Cube Seating



CODE	W	D	H	Band A	Band B	Band C
FL-SC1	380	420	380	£220	£230	£240

- Fully upholstered cube seat to fit inside frames
- Colourful, modern addition to enhance any workspace

CODE	DESCRIPTION	W	D	H	RRP
FL-MM3	Triple with media	1220	420	2045	£1400

- Triple wide 5 high tower unit with two sided media unit
- Media unit with cable management for TV & whiteboard on reverse side

Locker



CODE	DESCRIPTION	W	D	H	RRP
FL-BLD1	Single	380	420	380	£230

- Fully lockable locker unit to fit inside frame
- Keep valuables and technology safe and secure



Grey Oak (GO) Kendal Oak (KO)

Please add finish when ordering eg. **FL-BLD1** in Grey Oak = **FL-BLD1-GO**



Flux specification guide



FL-PLP1
Single planter box

FL-TS3
Triple top shelf

FL-SM3
Triple seating unit

FL-PL1
Single planter box

FL-PLP2
Double planter
with plants

FL-IS1
Single inner shelf

FL-CS1
Single cubby shelf

Versatility is essential in today's ever evolving workplace, and thanks to Flux's modular design there are limitless possibilities for the creation of collaborative, agile and flexible work zones. Create the perfect storage solution with the addition of wooden components to add a new dimension.

You can easily build, adapt, re-shape and add to your Flux set up so it will always be the perfect fit for your space. Flux modular shelving makes the most of its compact footprint by reaching skyward and creating five levels of stylish, functional storage space, making it a fitting addition to any workspace.