

ELEV8² TOUCH

SIT-STAND DESKING

The ability to sit and stand during the average working day has huge health benefits to the user, helping to burn calories, boost energy levels, improve posture and promote mental well-being. In addition to the numerous health benefits provided by periodic standing, studies show that Elev8² height adjustable desks promote creativity, team interaction, collaboration, and the willingness to share ideas.



PRODUCT SPECS

BS EN527-2:2016+A1:2019, EN1729-2:2012+A1:2015



Product guarantee



Manufactured in the UK

DESK SHAPES



Straight



Return



Back-to-back

FEATURES

Three-tiered leg column with adjustability from 650mm to 1250mm

Twin motors for fast, fluid and natural movement of the 25mm desktops

Weight loading of up to 160kg with sit-stand desk height adjustment

Fully integrated and concealed cable management

EV-CHAIN

Vertical cable chain for back-to-back desks

EVSS-1600

Vibe screen options for increased privacy



TVS300T1

Travis mesh back operator chair

EVTB-1600

Two straight 800mm deep desks back-to-back

FRAMES




Black
(K)

Silver
(S)

White
(WH)

WOOD FINISHES



Beech
(B)

Grey Oak
(GO)

Oak
(O)

Walnut
(W)

White
(WH)

White/Oak
(WO)

Single Height Adjustable Desks



CODE	W	D	H	RRP
EVT-1200	1200	800	650-1250	£1281
EVT-1400	1400	800	650-1250	£1306
EVT-1600	1600	800	650-1250	£1334



- Single straight desks 800mm deep with adjustability from 650mm-1250mm
- Powerful twin motors raise and lower the desktop at a 39db noise level

Return Height Adjustable Desk



CODE	W	D	H	RRP
EVT-RET	800	600	650-1250	£934




- Sits on either side of the sit-stand straight desks to increase the working area
- The two base columns of the straight and return desk stay perfectly synched

Single Height Adjustable Desks with Returns



CODE	W	D	H	w	d	RRP
EVTR-1400	1400	800	650-1250	600	1600	£2239
EVTR-1600	1600	800	650-1250	600	1600	£2266



- Rectangular desks 800mm deep complete with 800mm return desk
- Return can be fitted to either side of desk to extend the sit-stand working area

Vibe Screens for Single Desks



CODE	W	D	H	Band A	Band B	Band C	Band D	Band E
EV1000	1000	25	600	£222	£239	£268	£289	£312
EV1200	1200	25	600	£254	£268	£294	£317	£343
EV1400	1400	25	600	£281	£294	£324	£349	£377
EV1600	1600	25	600	£312	£324	£353	£381	£412



- Made to order designer office screens supplied with fitting brackets
- 25mm thick screens which are 600mm high specifically for Elev8² single desks



Black (K) Silver (S) White (WH)



Beech (B) Grey Oak (GO) Oak (O) Walnut (W) White (WH) White/Oak (WO)

Please add frame finish followed by desktop finish when ordering eg. **EVT-1600** with Black frame in Oak = **EVT-1600-K-O**

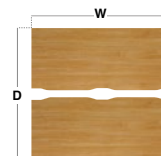
ELEV8² TOUCH

BACK-TO-BACK DESKS & ACCESSORIES

Back-to-Back Height Adjustable Desks




CODE	W	D	H	RRP
EVTB-1200	1200	1650	650-1250	£2664
EVTB-1400	1400	1650	650-1250	£2731
EVTB-1600	1600	1650	650-1250	£2797



- Two straight 800mm deep desks back-to-back with adjustability from 650mm-1250mm
- Powerful twin motors raise and lower the back-to-back desks independently

Vibe Straight Screens for Back-to-Back Desks



CODE	W	D	H	Band A	Band B	Band C	Band D	Band E
EVSS-1200	1200	25	600	£260	£274	£290	£317	£355
EVSS-1400	1400	25	600	£334	£346	£362	£405	£471
EVSS-1600	1600	25	600	£368	£397	£426	£477	£575

- Made to order designer office screens 600mm high
- 25mm thick screens specifically designed for Elev8² Touch back-to-back desks

Vibe Curved Screens for Back-to-Back Desks



CODE	W	D	H	Band A	Band B	Band C	Band D	Band E
EVSC-1200	1200	25	400-700	£274	£290	£303	£329	£364
EVSC-1400	1400	25	400-700	£343	£358	£369	£411	£476
EVSC-1600	1600	25	400-700	£378	£404	£431	£480	£572

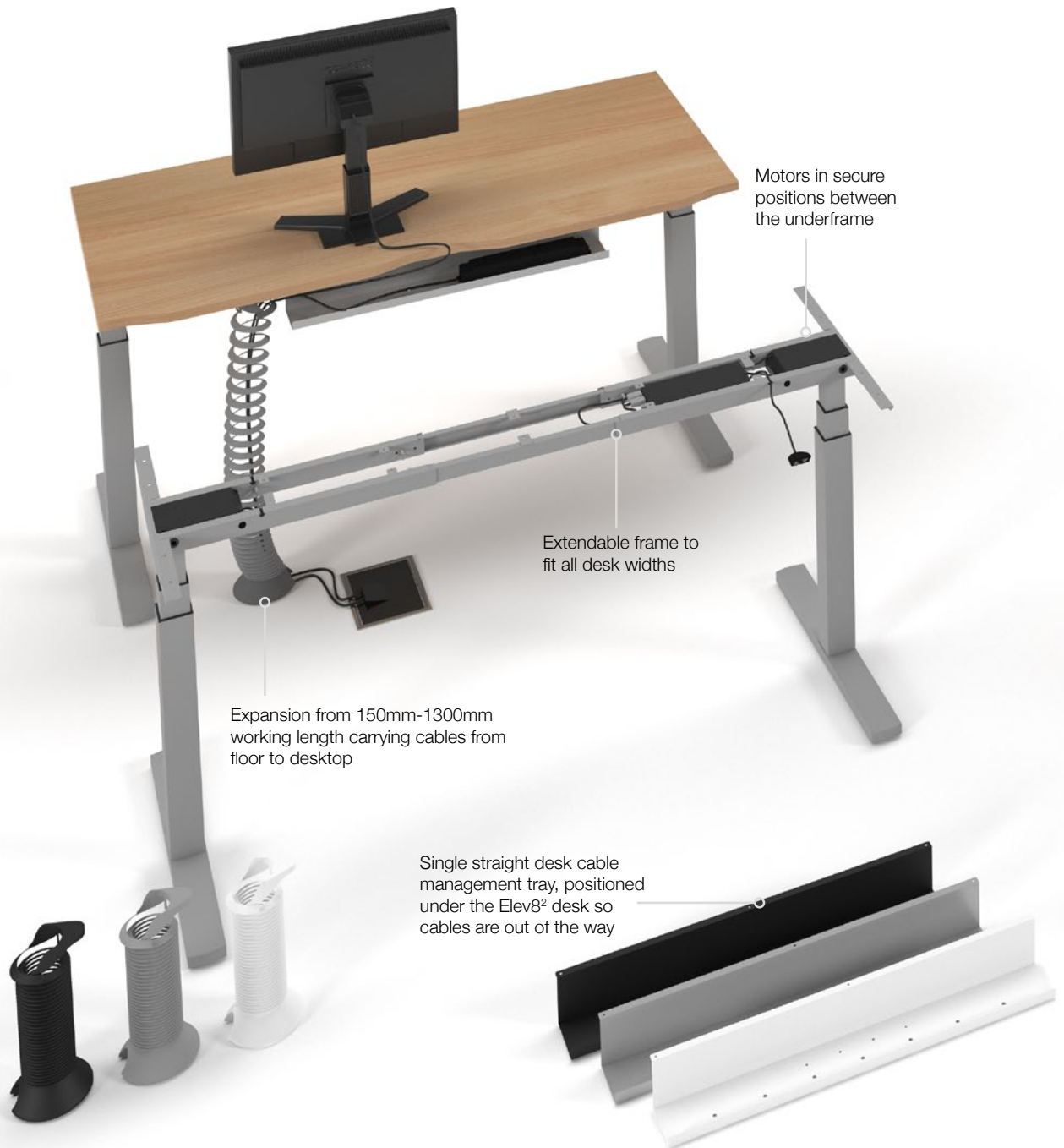
- Made to order designer office screens 700mm high at central point
- 25mm thick screens specifically designed for Elev8² Touch back-to-back desks



Please add frame finish followed by desktop finish when ordering eg. **EVTB-1600** with Black frame in Oak = **EVTB-1600-K-O**

Create a healthier work environment

Many employers are now providing workers with height adjustable desks, allowing workers to alternate between sitting and standing throughout the day. Sit-stand desks have a height adjustable feature so that you can stand or sit comfortably and work proficiently. They come in all shapes and sizes, just like people, and are suitable for any employee and work environment – in the office or at home – with a design based on exhaustive ergonomic research to provide an optimal workstation.



Vertical cable spiral

CODE	W	D	H	RRP
EV-SN	80	80	150-1300	£90

Upper cable channel

CODE	W	D	H	RRP
EV-UCC	800	100	100	£57

ELEV8² TOUCH

ACCESSORIES

Allows for 4 different stored height settings and can be fitted to all Elev8² Touch desking



Digital control box

CODE	W	D	H	RRP
TDH5-P	105	40	20	£106

Easy detachable battery pack, charged with a standard USB



Battery pack

CODE	RRP
EVT-BPK	£459

Insert the dongle into the control box of the existing desk and download the app for height adjustment and preferences



Stand Up Pls
TIMOTION

Bluetooth control

CODE	RRP
EVT-BCU	£88



Vertical cable chain

Fits inside the lower cable channel of back-to-back desks for cable management

Shared cable tray with cover which sits central to two back-to-back Elev8² desks Available in black, silver & white to match leg frames

Vertical cable chain

CODE	W	D	H	RRP
EV-CHAIN-K	52	25	1000	£104

Lower cable channel

CODE	W	D	H	RRP
EV-LCC-854	1028	250	100	£137
EV-LCC-1054	1228	250	100	£175
EV-LCC-1254	1428	250	100	£217

Please add finish when ordering eg. **EV-LCC-1254** in Silver = **EV-LCC-1254-S**