




**1** lockers




**2** shelving



**3** cupboards & work stations




**4** mobile shelving



**5** technic shelving



**6** cloakroom



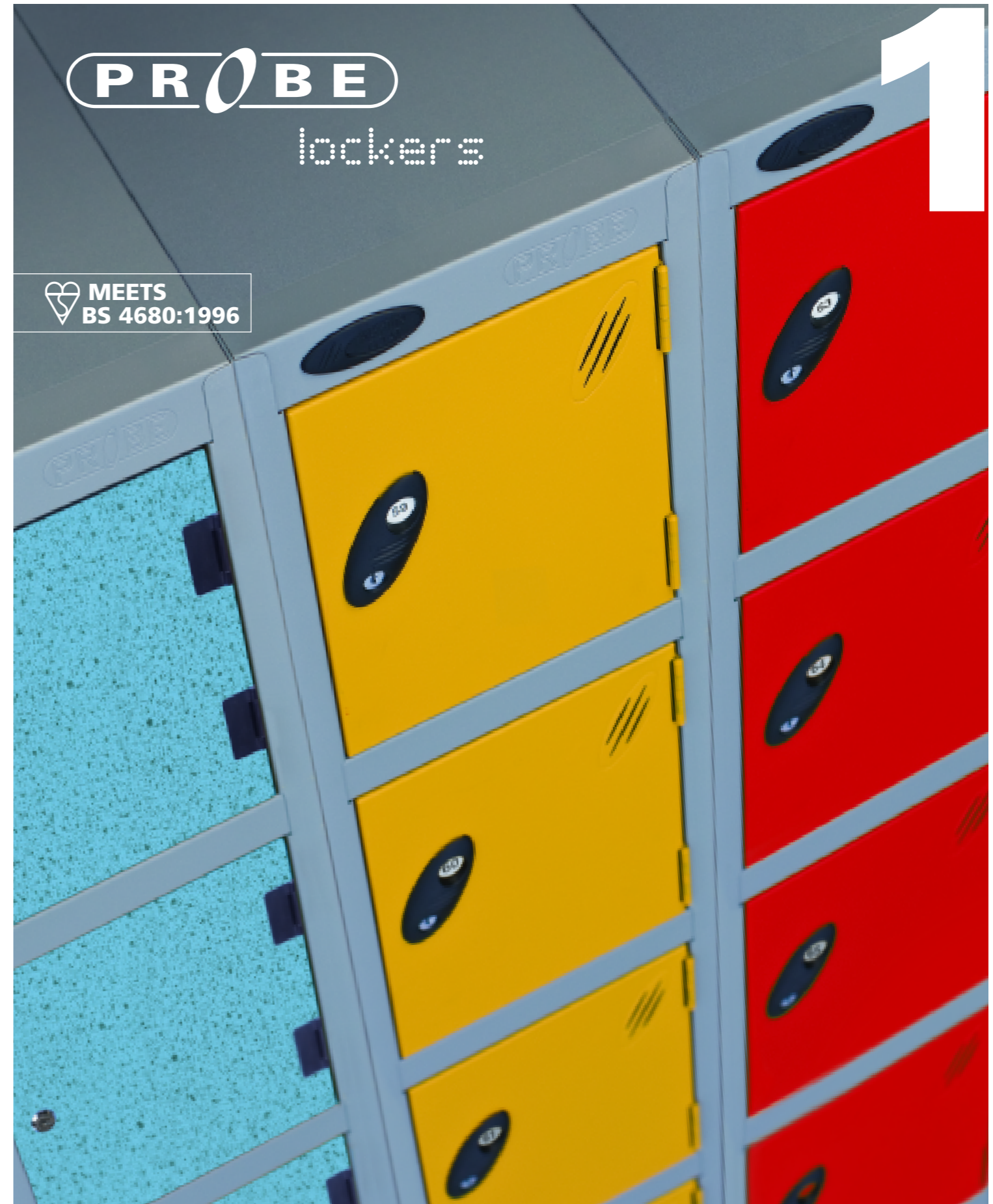
**7** cabinets

All Probe products are available from a wide network of authorised Probe dealers



**PROBE**

lockers



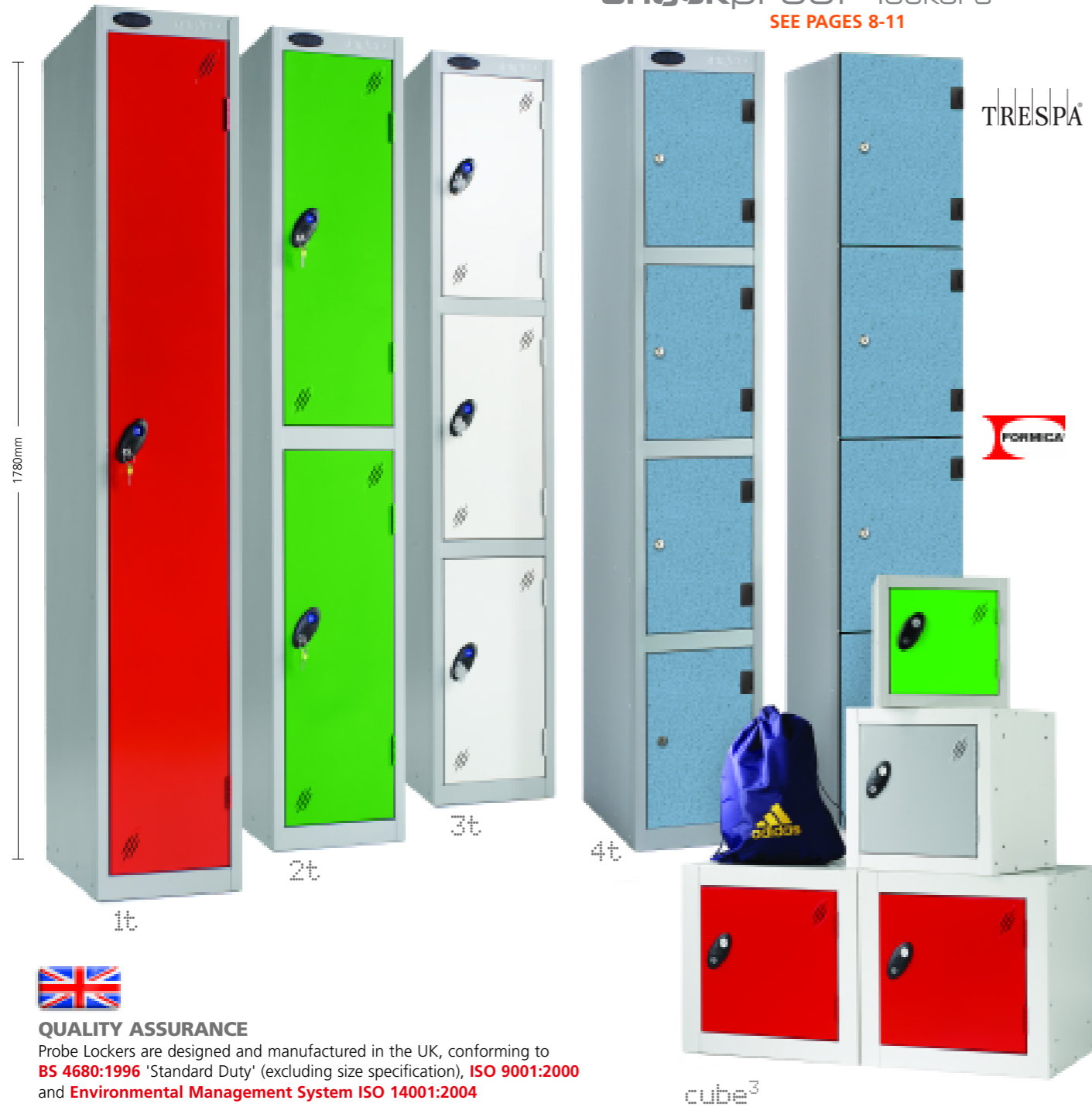
**NEW**

**SHOCKproof™** lockers



# Probe lockers

## NEW SHOCKPROOF™ lockers SEE PAGES 8-11



### QUALITY ASSURANCE

Probe Lockers are designed and manufactured in the UK, conforming to **BS 4680:1996** 'Standard Duty' (excluding size specification), **ISO 9001:2000** and **Environmental Management System ISO 14001:2004**




Probe products are manufactured in accordance with the **Health & Safety certification OHSAS 18001**

# specialist solutions

Throughout this brochure you will find creative and specialist storage solutions and options for very specific and individual applications.



**MEETS BS 4680:1996**  
excluding size specification



### PROBE QUALITY

With all Probe products you can be assured of the highest quality components, construction and finish.

### FEATURES

Each Probe Locker features an integral air vent system\*, a micro sprung disc lock, 5 knuckle hinges, welded front frame & internal door strengtheners\*.

\*Not available on some Lockers due to manufacturing constraints


### STYLE

With seven exciting colours to choose from you are sure to find a stylish solution to meet your storage needs.

See page 25 for colours

### SECURITY

Even the Probe standard lock has a micro sprung 10 disc lock featuring 3000 serial combinations - all exclusive to Probe.



# quality storage solutions



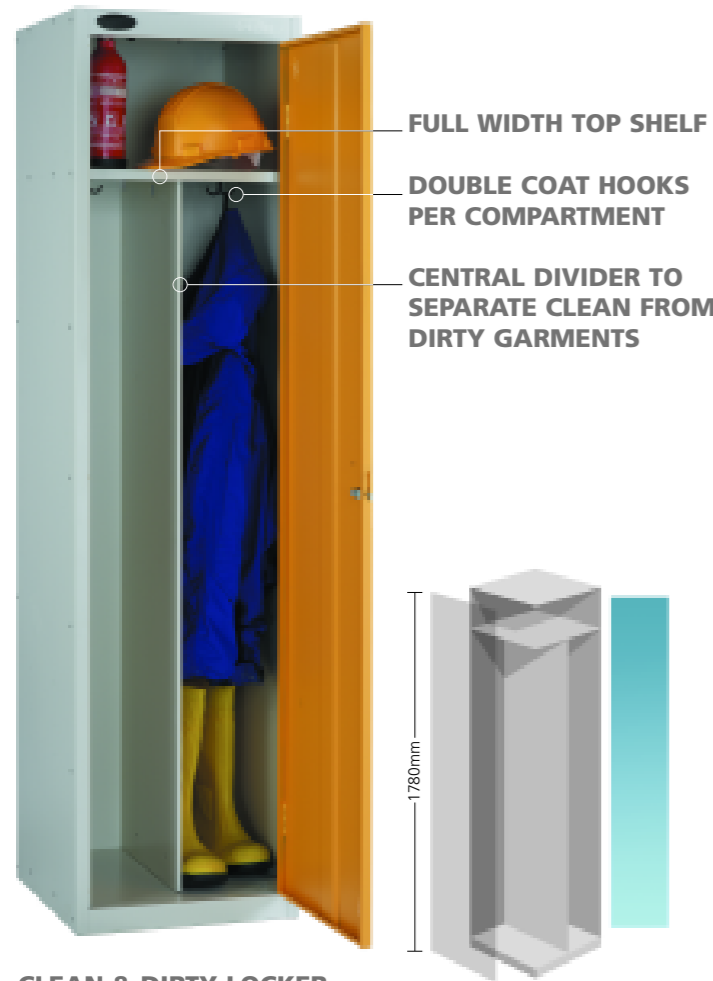
[www.probe-manufacture.co.uk](http://www.probe-manufacture.co.uk)



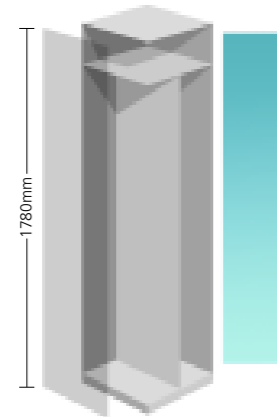
**hygienic, hard wearing and anti-bacterial**

99.9% REDUCTION OF MRSA, E-COLI & BACTERIA for the life of the coating

clean environment

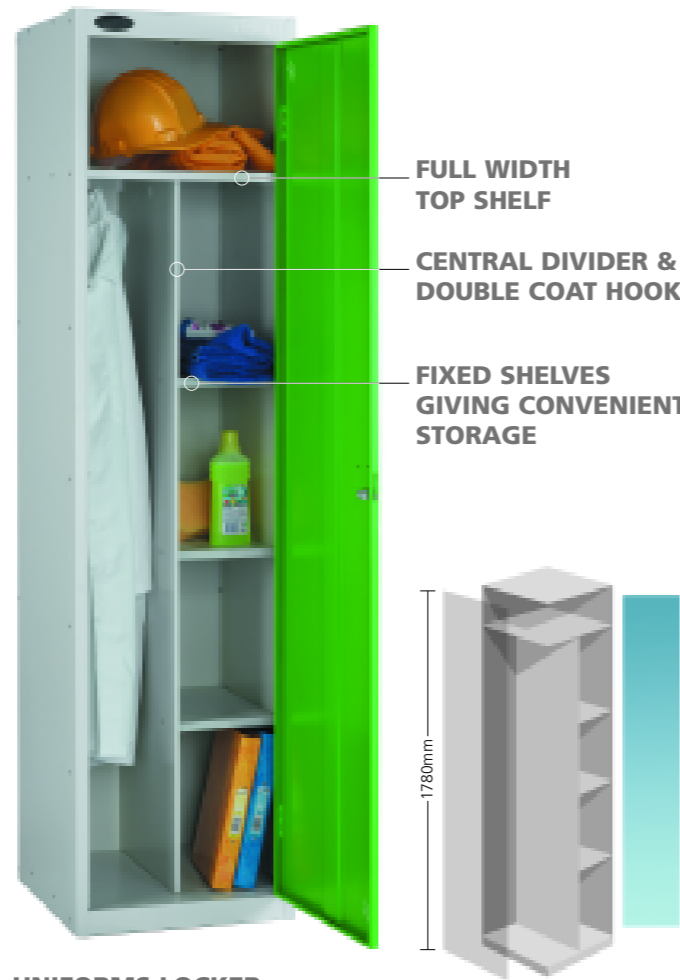


FULL WIDTH TOP SHELF  
DOUBLE COAT HOOKS PER COMPARTMENT  
CENTRAL DIVIDER TO SEPARATE CLEAN FROM DIRTY GARMENTS

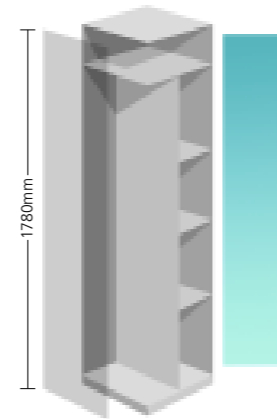


**CLEAN & DIRTY LOCKER**  
Complete with full width internal top shelf 305mm high, vertical centre partition and two double coat hooks.  
WIDTH 460mm  
DEPTH 460mm  
TOP COMPARTMENT HEIGHT 305mm

**KEEPING CLEAN**  
Keeping clean garments and soiled work overalls separate can often be a problem. The **Clean and Dirty Locker** solves this by providing a centre partition with a double coat hook to either side. Identical in overall size the **Uniforms Locker** has three handy shelves to one side of the partition.



FULL WIDTH TOP SHELF  
CENTRAL DIVIDER & DOUBLE COAT HOOK  
FIXED SHELVES GIVING CONVENIENT STORAGE



**UNIFORMS LOCKER**  
Complete with full width internal top shelf 305mm high, vertical centre partition, double coat hook and a further three half width shelves.  
WIDTH 460mm  
DEPTH 460mm  
TOP COMPARTMENT HEIGHT 305mm

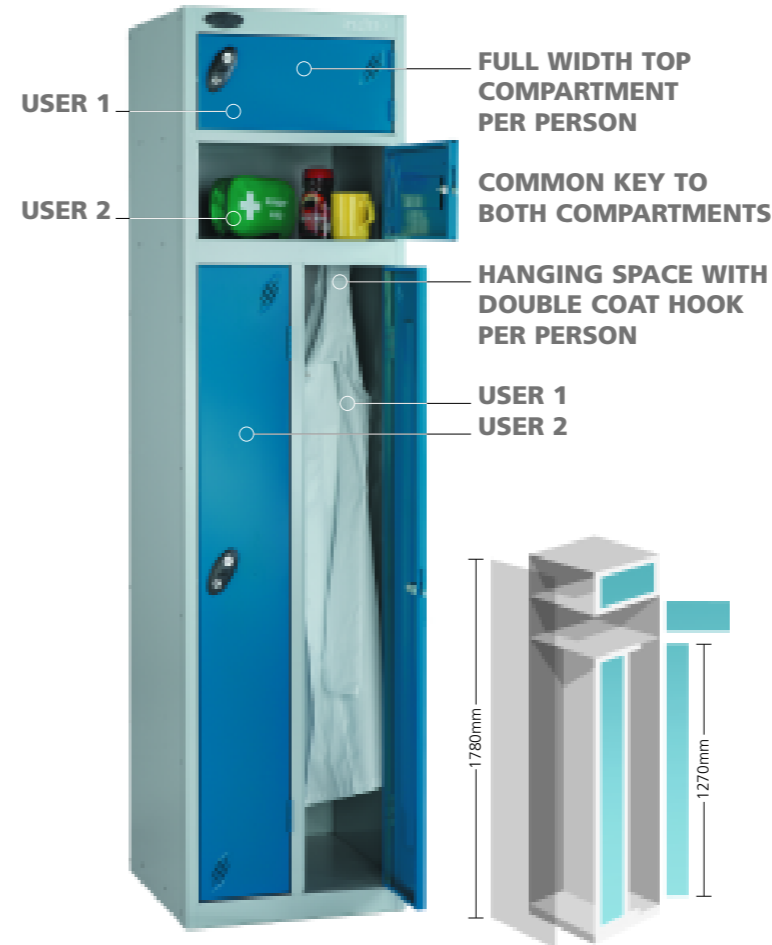


Standard on all Probe Lockers

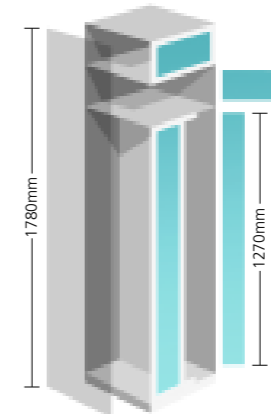
twin & two person lockers



choice

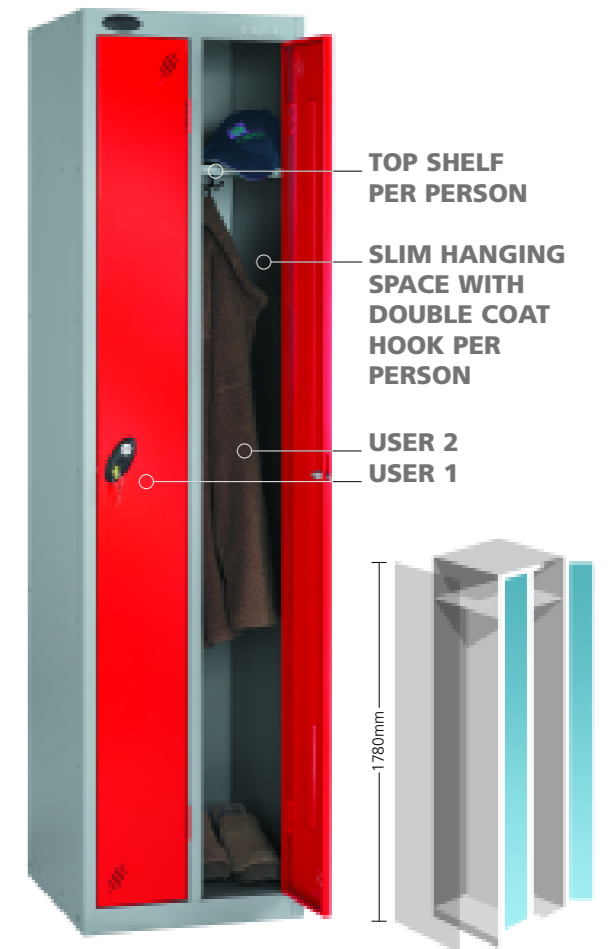


USER 1  
USER 2  
FULL WIDTH TOP COMPARTMENT PER PERSON  
COMMON KEY TO BOTH COMPARTMENTS  
HANGING SPACE WITH DOUBLE COAT HOOK PER PERSON

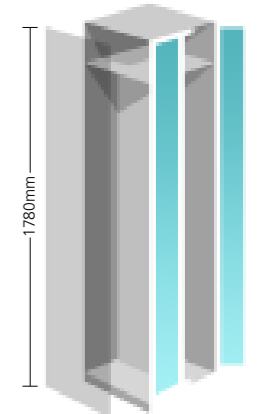


**TWO PERSON LOCKER**  
Provides two sections per user with a common key to fit both. One, 180mm high, full width compartment at the top of the locker and a vertical compartment fitted with a double coat hook.  
WIDTH 460mm  
DEPTH 460mm  
TOP DOOR HEIGHT 180mm

**SPACE SAVING**  
Where space really is at a premium, these two versatile lockers must be the answer. Each offers two users full depth for garments on hooks while keeping the units overall width to a minimum.



TOP SHELF PER PERSON  
SLIM HANGING SPACE WITH DOUBLE COAT HOOK PER PERSON  
USER 2  
USER 1



**TWIN LOCKER**  
Each compartment comes with 305mm high internal top shelf and a double coat hook.  
WIDTH 460mm  
DEPTH 460mm  
TOP COMPARTMENT HEIGHT 305mm

twin & two person



www.probe-manufacture.co.uk



hygienic, hard wearing and anti-bacterial  
99.9% REDUCTION OF MRSA, E-COLI & BACTERIA for the life of the coating

# education lockers - all steel

Probe Lockers offer colour options for every level, from kindergarten to college. From a simple cube upwards, the sheer variety of lockers available puts them at the top of every school's list for changing and storage requirements.

## FREE ON-SITE ADVICE

### STRENGTH

Every locker has a full height strengthener welded inside each door to increase strength and security.

### WELDED PLINTH

Probe Lockers have a welded plinth making each compartment totally separate and increasing structural rigidity.

### 5 KNUCKLE HINGES

This strong hinge offers great durability and security.

### LOCK OPTIONS

Probe offer a versatile range of locks ensuring a locker that is suited to your environment.

MEETS BS 4680:1996  
excluding size specification



- Quality engineered to provide a sturdy and robust locker that will give many years of service.
- Built-in security features generate confidence that belongings will be kept safe.
- Replacement locks and keys are available if required. Numbered cards, for locker identification, available on request.
- Durable powder coated finish with colour options to suit your environment.
- **AC+IVECOAT**<sup>®</sup> anti-bacterial technology  
The hard wearing anti-bacterial powder coating for an active environment as standard.



The miracles of science<sup>®</sup>

FULL HEIGHT LOCKERS  
□ Available in 1-6 & 8 tiers.



hygienic, hard wearing and anti-bacterial  
99.9% REDUCTION OF MRSA, E-COLI & BACTERIA for the life of the coating



www.probe-manufacture.co.uk



**BUILDING SCHOOLS** for the **FUTURE** ✓

Building Schools for the Future is a government initiative to rebuild or renew all secondary schools.

**NEW**



# SHOCKproof™



## overlay doors

*the choice is yours*


## inset doors

**OVERLAY DOORS ENTIRELY COVER LOCKER BODY**

Probe offer their high quality steel lockers NOW with 10mm solid grade laminate **overlay doors**. To find out more about this amazing material visit [www.trespa.com](http://www.trespa.com) or [www.formica.co.uk](http://www.formica.co.uk)

**INSET DOORS FIT FLUSH WITH FACE OF LOCKER BODY**

Probe offer their high quality steel lockers NOW with 10mm solid grade laminate **inset doors**. To find out more about this amazing material visit [www.formica.co.uk](http://www.formica.co.uk) or [www.trespa.com](http://www.trespa.com)



**NEW** **SHOCKproof™ lockers**  
[www.probe-manufacture.co.uk](http://www.probe-manufacture.co.uk) **8**

**BUILDING SCHOOLS for the FUTURE** ✓  
 Building Schools for the Future is a government initiative to rebuild or renew all secondary schools. **9**

OPTIONAL SLOPING TOP AVAILABLE



**NUMBERING SYSTEM**

Available at additional cost.  
Number plates will be recessed into door if ordered with lockers.

**LOCK OPTIONS**

See page 26 for a wide range of lock options.

**HIGH SECURITY WELDED COMPARTMENT DIVIDER INCORPORATES INTERNAL DOOR STOP AND SILL**

**NEW 180° OPENING**

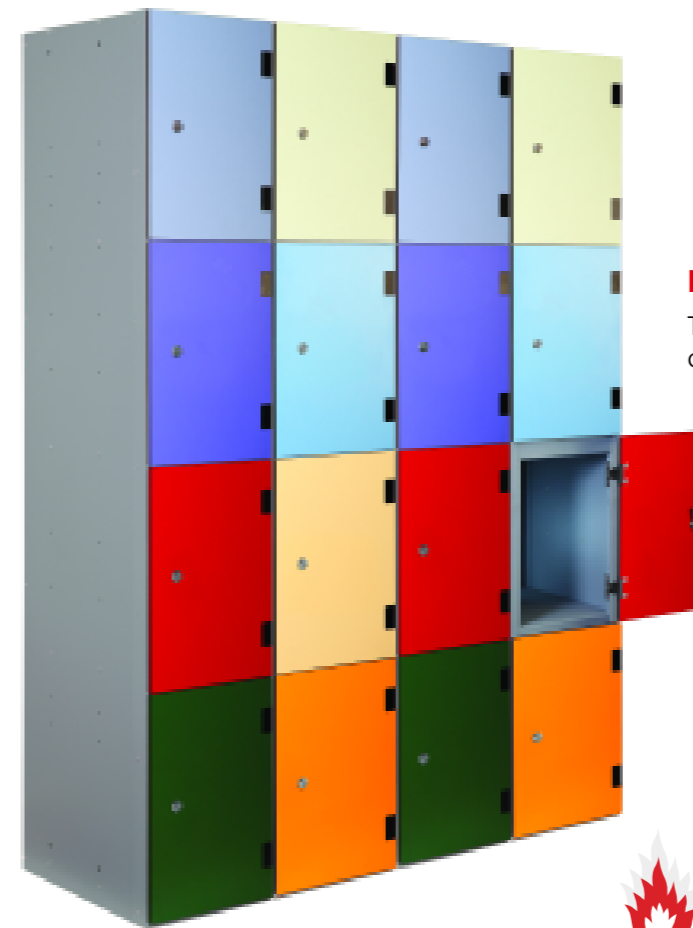
This strong hinge offers 180° wide opening.

**HINGE SECURING PLATE**

This strong hinge incorporates an integral securing plate which clamps the door to the hinge giving added security.




AVAILABLE IN 1, 2, 3 AND 4 TIER  
Single and two tier doors subject to minimum quantity.



**NEW 180° OPENING HINGE**

This hinge offers unparalleled levels of access to each compartment making full use of clear entry.



**LAMINATE DOORS**  
10mm solid grade laminate inset doors.



**TRESPA ATHLON FIRE CLASSIFICATION**

Type: Standard (Non-FR): Euroclass D-s2, d0 EN 13501-1  
Type: FR (Fire Resistant): Euroclass B-s2, d0 EN 13501-1 (available at additional cost)

**STOCK DOOR COLOURS** Single and two tier doors subject to minimum quantity.



**WILD CHERRY**  
Pictured above


**POWDER BLUE**  
Pictured above

**SPECKLED WHITE**

**SPECKLED AQUAMARINE**

**BLACK CRAQUELLE**

**BODY COLOURS**



**SILVER BODY**

**BLACK BODY**  
Available at additional cost.

**NON STOCK COLOURS** Subject to minimum quantity of 100 doors.

**PLAIN COLOURS**



WHITE

MELON YELLOW

SAND

POWDER BLUE

AQUAMARINE

AQUA BLUE


GOLD YELLOW

POPPY RED

SILVER GRAY

STEEL BLUE

**WOODGRAIN EFFECT AND PATTERNED FINISHES**



BEECH

OAK

LIME

EUROPEAN WILD APPLE

SPECKLED SILVER GREY

SPECKLED SAND

HEAVEN BLUE

LIGHT BLUE

ICEY BLUE

MICRO BLACK



Formica and the Formica anvil device are registered trademarks of The Diller Corporation.

**NEW** SHOCKproof™ lockers  
www.probe-manufacture.co.uk 10

**BUILDING SCHOOLS for the FUTURE** ✓  
Building Schools for the Future is a government initiative to rebuild or renew all secondary schools. 11

# NEW black body lockers

## STYLISH STORAGE

Probe offer their full range of lockers with a stylish black body and any of the standard door colours. As with all Probe Lockers this range incorporates **ACTIVECOAT** the world class anti-bacterial technology in both the plastic fixtures and the powder coating.



**OPTIONAL DIGITAL LOCKS**  
No more lost keys!  
This Digital Combination Lock is simple to program and use, it has in excess of 40,000 possible combinations. Available at additional cost, see page 26 for details.

**SIX EXCITING DOOR COLOURS**



# steel body lockers surface mounted doors

Probe offer four durable timber effect finishes plus two single colours, to a standard steel body, in 1,2,3 & 4 compartment Lockers (Subject to minimum order quantity).

## MDF CORE LAMINATED DOORS



**EASY ACCESS HINGES**  
Hinges open through a wide 164° for ease of access.

**TIMBER\* END PANEL**  
Optional.

**SECURITY**  
These robust Locks from Probe offer the usual high quality locking mechanisms found in the rest of the range.

**EASY ACCESS**  
Hinges open through a wide 164° for ease of access.

**SIZE**  
These quality Lockers are available in two sizes:

305W x 460Dmm  
380W x 380Dmm

**\*DURABLE TIMBER EFFECT FINISH**  
with 2mm PVC edging.

FREE ON-SITE ADVICE

## AVAILABLE COLOURS - [WWW.PROBE-COLOURS.CO.UK](http://WWW.PROBE-COLOURS.CO.UK)

All Lockers are powder coated with **ACTIVECOAT** exclusive to Probe.

● = LOCKER DOOR COLOUR    ▲ = LOCKER BODY COLOUR



## AVAILABLE COLOURS

All steel components are powder coated with **ACTIVECOAT** exclusive to Probe.

**SOLID COLOUR**  
Stock item on 3 & 4 door lockers sized 305mm wide.

**TIMBER EFFECT**  
Subject to minimum order quantity.



[www.probe-manufacture.co.uk](http://www.probe-manufacture.co.uk)



**hygienic, hard wearing and anti-bacterial**  
99.9% REDUCTION OF MRSA, E-COLI & BACTERIA for the life of the coating



# clear door locker

anti stock theft



### HIGH VIS DOORS

These **shatter proof** polycarbonate doors allow **100%** visibility.

### PROBE QUALITY LOCKS\*

The Probe standard locking mechanism has a micro sprung 10 disc lock featuring a massive 3000 serial combinations - all exclusive to Probe. Hasp & Staple fitment also available.

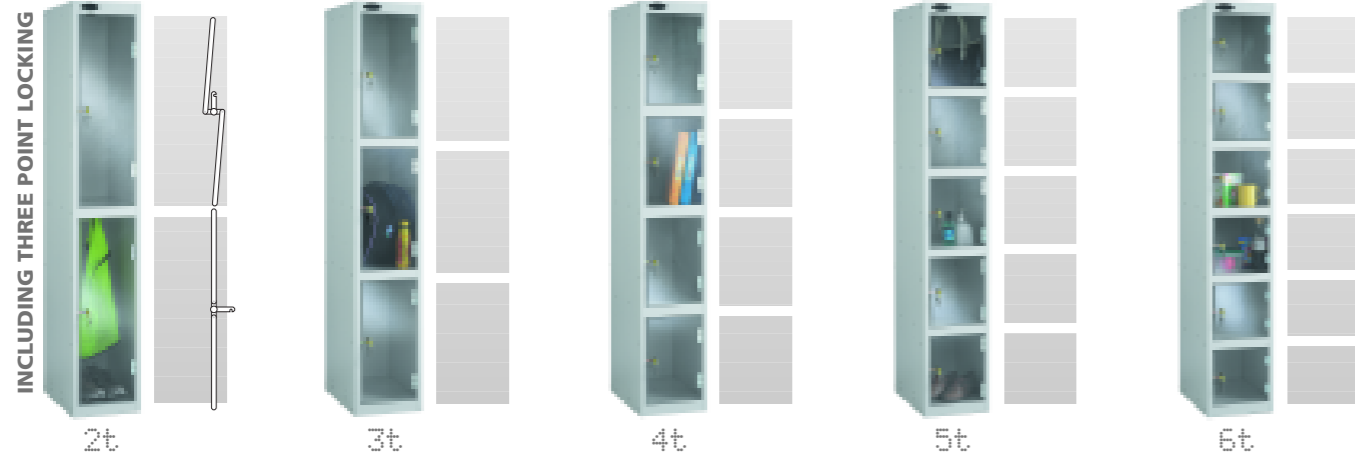
### A SIZE TO SUIT

Probe Clear Door Lockers come in a choice of three depths and five compartment heights to maximise your available space.

**DEPTHS** 305,380,460mm  
**WIDTH** 305mm

### STRENGTH

As with all Probe storage Products, the Clear Door range offers a sturdy construction. Incorporating a **welded plinth** between each compartment for added strength and security.



# specialist lockers



## low access locker



### FEATURES

The Probe Low Access Locker has an integral double coat hook and low shelf.

**WIDTH** 380mm  
**DEPTH** 460mm

### RAISED BASE SHELF

Each compartment includes a raised base shelf for better access.

## low locker




### FEATURES

Probe Single Door Low Lockers include a top shelf and double coat hook.

**WIDTH** 305mm  
**DEPTH** 305 & 460mm

## Personal effects wallet locker



This slim wallet locker from probe offers convenient safe storage of small items like keys, wallets and cameras.

**UNIT SIZE**  
**HEIGHT** 1000mm  
**WIDTH** 305mm  
**DEPTH** 105mm

**COMPARTMENT SIZE**  
**HEIGHT** 90mm  
**WIDTH** 192mm  
**DEPTH** 150mm

## Police locker



### FEATURES

The Probe Police Locker is designed specifically to accommodate personal body armour and each compartment includes a top shelf and double coat hook.

**WIDTH** 460mm  
**DEPTH** 550mm

## Post locker



The Probe Post Locker facilitates the convenient, secure distribution of mail, maximising efficiency and space in your post room.

**WIDTH** 305mm  
**DEPTH** 305 & 460mm  
**SLOT** 241 x 37mm

**PROBE**

www.probe-manufacture.co.uk

MEETS  
BS 4680:1996

**ACTIVECOAT**  
anti-bacterial technology

**hygienic, hard wearing and anti-bacterial**

99.9% REDUCTION OF MRSA, E-COLI & BACTERIA for the life of the coating



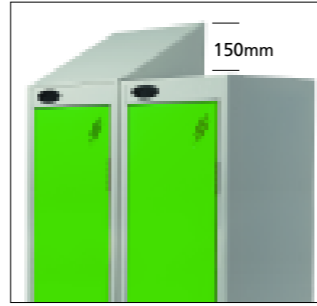
# leisure lockers

## \*SLOPING TOP OPTION

The optional sloping top, prevents the accumulation of rubbish and is **available on all standard lockers** at an additional cost.

*\*Please request when ordering.*

(Only available on 1780mm Height Lockers)



## ADDITIONAL DOOR PERFORATIONS

Additional door perforations are available for added ventilation and limited visibility.

## SECURITY LOCKS

The Probe standard lock has a micro sprung 10 disc lock featuring 3000 serial combinations - all exclusive to Probe.

## SIZE & STYLE

Probe Lockers are available in a large range of sizes, colours and door configurations to accommodate your changing room requirements.

## SEATS AND STANDS

Further seats and stands are available. See page 17 for more details.

## CHANGING

Changing areas for leisure and sport need to be versatile to accommodate a wide range of activities - Probe Lockers will provide security for the user's belongings and equipment. **Sloping Top Lockers, Locker Seats and Stands, Locker Stands and Freestanding Benches** were designed for use in these areas.



# golf lockers

## GOLF LOCKERS

These stylish lockers have been specifically designed with the avid golfer in mind.

## CHOICE

You can configure these lockers to accommodate a Golf Bench Seat, as illustrated, or if a seat is not required you can use two, Type A, full height door lockers.

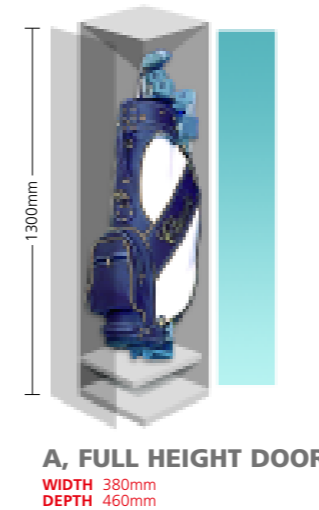

## BENCH SEAT

The Type B Golf Locker comes complete with a base well and shortened door to accommodate a Golf Bench Seat without obstructing access. All Bench slats supplied in solid ash.

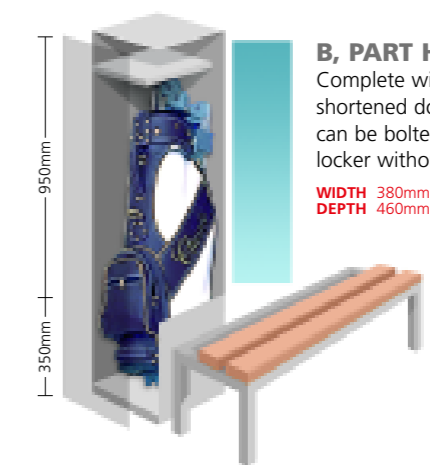


## COLOUR & FINISH

These golf lockers come in all the standard probe colours, plus three, wood effect, door and end panel options. Pictured, Ash.



**A, FULL HEIGHT DOOR**  
WIDTH 380mm  
DEPTH 460mm



**B, PART HEIGHT DOOR**  
Complete with a base well and shortened door. Golf Bench Seats can be bolted to the front of the locker without obstructing access.

WIDTH 380mm  
DEPTH 460mm



www.probe-manufacture.co.uk



**hygienic, hard wearing and anti-bacterial**

99.9% REDUCTION OF MRSA, E-COLI & BACTERIA for the life of the coating

# cube lockers & quartos

**ACTIVE COAT**  
anti-bacterial technology

## quartos



### QUARTOS

Quartos have been designed for use individually, bolted together in blocks or to complement other locker combinations by acting as linking bridges or extra top lockers.



## cubes

### CUBE LOCKERS

Use these handy lockers as multi-purpose storage units. Offered in three standard sizes they are supplied pre-drilled for bolting together in blocks as needed.



# cloakroom lockers



### TYPE A

Top cover complete with hanging rail and base.

☐ Lockers and hangers sold separately



### TYPE B

Top cover, storage shelf complete with hanging rail and base.

☐ Lockers and hangers sold separately

## cloakroom equipment

See **Cloakroom brochure** for full range of Cloakroom equipment




### TYPE D

hook bench  
WITH POLYMER SLATS AND  
STORAGE BASKETS



**TYPE B**  
BENCH  
single sided with timber slats



**TYPE C**  
LOW SEAT  
single sided with timber slats



**TYPE G**  
OVERHEAD  
HANGING BENCH  
single sided with timber slats and  
anti-theft hangers

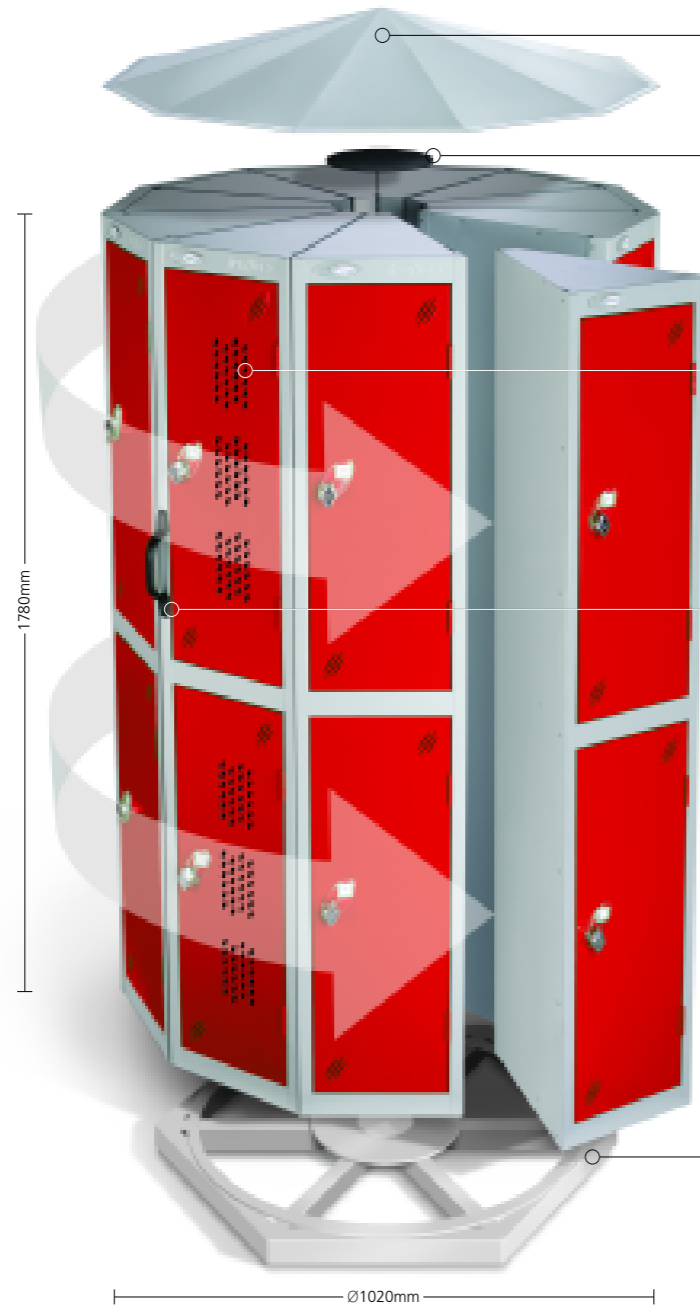
**SPACE SAVING**  
UP TO 165% MORE LOCKERS IN YOUR SPACE\*

locker Pod®

**ACTIVECOAT®**  
anti-bacterial technology

space saving

**ACTIVECOAT®**




**OPTIONAL SLOPING CANOPY**  
Prevents accumulation of rubbish.  
200mm high.

**STANDARD INFILL CAP**  
(Included)

**ADDITIONAL VENTILATION**  
For those applications where  
increased ventilation or  
visibility is desired.

**HANDLES**  
included with  
**OPTION 360°**  
rotating pods.

**OPTION 360°**  
This unique option allows the Locker Pod to be easily rotated through 360° allowing Pods to be positioned closer together giving even more space. Incorporating inertia braking system. Add 100mm to height of Locker Pod.



Centre Sealing Cap included with every locker pod.



Even the standard locks feature a massive 3000 serial combinations - all exclusive to Probe.



The Hasp & Staple allows padlock fitting. Shank diameter: min 6mm, max 7mm (Padlock sold separately).



A simple and effective 4 digit combination lock.

**FEATURES & BENEFITS**

These unique Locker Pods from Probe Storage are designed to maximise compartment numbers in your locker room



**FEATURES & BENEFITS**

Four locking styles available to suit your individual needs



**FEATURES & BENEFITS**

Strong robust construction providing many years of service

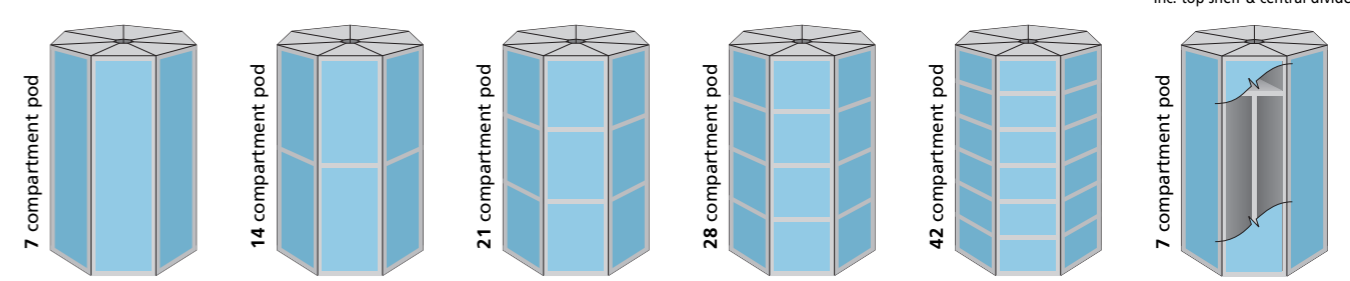
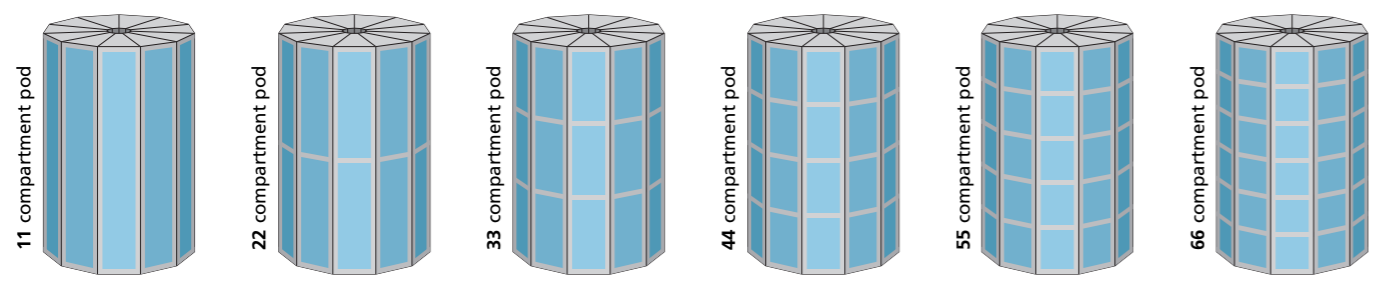


**FEATURES & BENEFITS**

Available in 6 exciting door colours with a stylish silver body to brighten up your staff rooms



For further details please request a Pod Brochure from your Probe dealer.



**PROBE**

www.probe-manufacture.co.uk

**MEETS BS 4680:1996**

**ACTIVECOAT®**  
anti-bacterial technology

**hygienic, hard wearing and anti-bacterial**  
99.9% REDUCTION OF MRSA, E-COLI & BACTERIA for the life of the coating

\*When compared with typical standard locker layout, see pod brochure for details.


Patent pending

Patent pending

# garment dispenser/collector lockers

## GARMENT DISPENSERS

A single service door provides access to all the inner compartments of these Garment Dispensers enabling the distribution of clean garments, towels etc. Individual compartments remain secure and require keyed access.




5 DOOR

10 DOOR


15 DOOR



**MASTER KEY**  
Master key access enabling quick refilling.



**COMPARTMENT KEYS**  
Separate compartment keys allowing secure independent access.



**DOUBLE FRAME DOOR**



## GARMENT COLLECTOR

This 'post box' style locker is for the collection of soiled garments.



## High Capacity Locker

The Probe High Capacity Locker has been designed especially for maximum personal storage measuring a huge **H1780 x W610 x D460mm**. This Locker features two fully adjustable shelves, one with hanging rail for maximum flexibility.



ADJUSTABLE HANGING SHELF

HI CAPACITY  
HEIGHT 1780mm  
WIDTH 610mm  
DEPTH 460mm

ADJUSTABLE SHELF

## PPE Lockers

Personal Protection Equipment (PPE) is mandatory in many working environments (PPE at Work Regulations 1992 Part 5). Controlling and storing your safety equipment will be more effective in a specially designed Probe PPE Locker.



Probe also offer a range of PPE cupboards to complement these lockers.

## locker stand

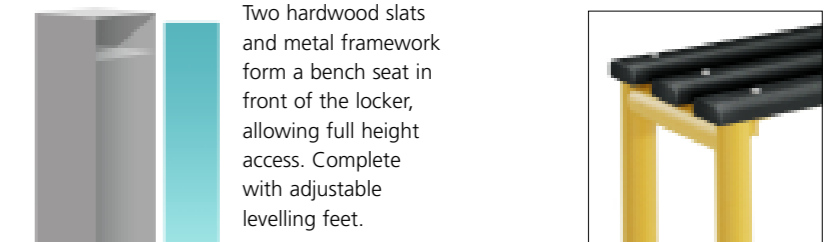
Lockers are often used in areas where floors need frequent cleaning. Locker Stands provide maximum floor access. This Stand is manufactured to suit a particular installation using 25mm square tube.



## LOCKER STANDS

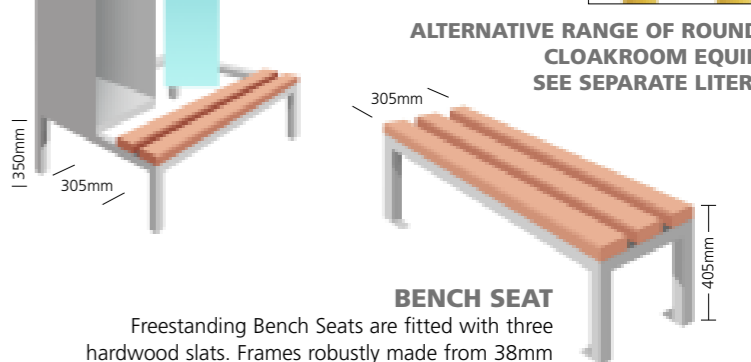
Stands available to suit any number of lockers, all complete with adjustable levelling feet. Height 150mm.

## locker seat & stand



Two hardwood slats and metal framework form a bench seat in front of the locker, allowing full height access. Complete with adjustable levelling feet.

ALTERNATIVE RANGE OF ROUND TUBE CLOAKROOM EQUIPMENT SEE SEPARATE LITERATURE



## BENCH SEAT

Freestanding Bench Seats are fitted with three hardwood slats. Frames robustly made from 38mm square tube and are offered in lengths of 610mm, 915mm, 1220mm and 1525mm.



www.probe-manufacture.co.uk



hygienic, hard wearing and anti-bacterial

99.9% REDUCTION OF MRSA, E-COLI & BACTERIA for the life of the coating

## SAFE STORAGE FOR THE HIGHEST HYGIENE STANDARDS

Probe offer a comprehensive range of personal and equipment storage solutions aimed at the hygiene conscious medical sector. This range incorporates the world class anti-bacterial technology in both the plastic fixtures and the **AC+IVECOAT** powder coating from Probe.



### PROBE QUALITY

With all Probe products you can be assured of the highest quality components, construction and finish.

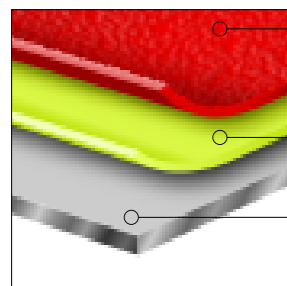
### FEATURES

Each Probe Locker features an integral air vent system\*, a micro sprung disc lock, 5 knuckle hinges, welded front frame & internal door strengtheners\*.

\*Not available on some Lockers due to manufacturing constraints



### PROBE ACTIVECOAT DEVELOPED IN CONJUNCTION WITH DUPONT



#### AC+IVECOAT®

The hard wearing anti-bacterial powder coating for the most stringent hygienic environment.

#### IRON PHOSPHATE KEY COAT

This anti-rust, key coat bonds to the steel in readiness for the final active coating.

#### PREPARED STEEL SURFACE

Chemical cleaning ensures an ideal surface for further coatings.



*The miracles of science™*

t **LOW MEDICAL CABINET**


ud **SMALL MEDICAL CABINET**

Available without dished top = U

u **MEDICAL WORKSTATION**



**MEETS BS 4680:1996**  
excluding size specification



**AIR VENT SYSTEM ON EACH DOOR\***

**ADDITIONAL DOOR PERFORATIONS**

**WELDED INTERNAL DOOR STRENGTHENER\***

**WELDED COMPARTMENT DIVIDER FOR HIGH SECURITY**

**THROUGH FRAME LOCKING**  
For added security, the cam locates through aperture in frame preventing door being easily forced open.

**5 KNUCKLE HINGES**

**10 MICRO SPRUNG DISC LOCK**

**AC+IVECOAT®**  
anti-bacterial technology



*The miracles of science™*

\*Door strengthener not needed on some products. Air vent system not available on some products due to small door size.

### AVAILABLE COLOURS - [WWW.PROBE-COLOURS.CO.UK](http://WWW.PROBE-COLOURS.CO.UK)

All Lockers are powder coated with **AC+IVECOAT** exclusive to Probe.


● = LOCKER DOOR COLOUR    ▲ = LOCKER BODY COLOUR



# locker lock options


**LOCK OPTIONS** These locks are pictured on steel doors. Some locks differ slightly in appearance when fitted to Trespa® doors.

\*Included in locker price. Request lock type at time of ordering.



## PROBE CAM LOCK\*

Even the standard lock has a micro sprung 10 disc lock featuring a massive 3000 serial combinations - all exclusive to Probe. Two keys are included with each standard lock.



## HASP AND STAPLE\*

Attractive design allowing easy use of padlock fitting. Shank diameter min 7mm, maximum 8mm. Padlock sold separately.

## REPLACEMENT HASP & STAPLE

This Hasp & Staple is available to purchase separately if you need to change your existing lock.



## RADIAL PIN LOCK - 10,000 COMBINATIONS

This Radial Pin Lock is designed for greater levels of security. Two keys are included with each lock.



## COMBINATION LOCK

A simple and effective 3 digit code, making losing keys a thing of the past. Master override key sold separately.



## RE-PROGRAMMABLE COMBINATION LOCK

### Re-programming using service key

Easy to use front facing dial 10,000 combinations. One Service Key required per installation (Service Key sold separately). (Not available on laminated faced lockers)



## BUDGET RE-PROGRAMMABLE COMBINATION LOCK

A simple budget 3 digit code combination lock with 1000 combinations. Code can be changed with pin and code may be found with front locating feeder shim. Shim sold separately.



## RE-PROGRAMMABLE (REAL) 3 DIGIT COMBINATION LOCK

With resetting button. Detecting Plate (number finding shim) finds forgotten codes and is sold separately.



## DIGITAL COMBINATION LOCK - 40,000 COMBINATIONS

Simple to program and use, this lock has in excess of 40,000 combinations. No more lost keys! Batteries last up to 15,000 user operations.

Includes: built in master code



## COIN/TOKEN - RETURN/RETAIN

These locks are available with coin denominations £/€ or tokens, for either return or retain. (Not available on polycarbonate door lockers)

# locker specification



## QUALITY ASSURANCE

Probe Lockers are designed and manufactured in the UK, conforming to **BS 4680:1996** 'Standard Duty' (excluding size specification), **ISO 9001:2000** and **Environmental Management System ISO 14001:2004**




Probe products are manufactured in accordance with the **Health & Safety certification OHSAS 18001**

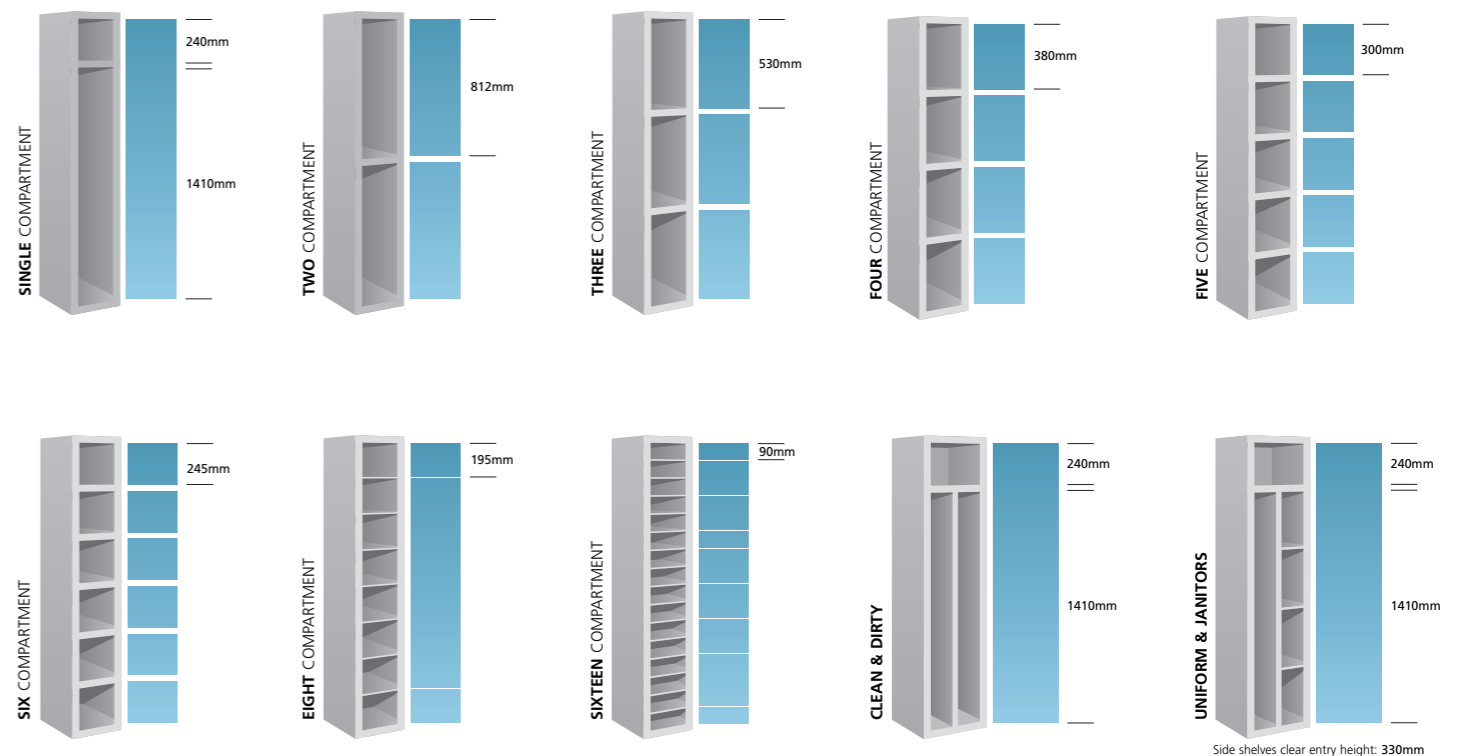
## NOMINAL CLEAR ENTRY WIDTHS

Clear entry width = locker width minus 64mm.

LOCKER WIDTH	LOCKER WIDTH	LOCKER WIDTH
305mm	380mm	460mm
CLEAR ENTRY   241mm	CLEAR ENTRY   316mm	CLEAR ENTRY   396mm



Allow up to 2.5mm per locker for horizontal creep



Images may differ from items supplied, functions will be equivalent.

We reserve the right to alter the design and specification of any product on this sheet without prior consent.

All sizes contained within this brochure are nominal. We reserve the right to alter design and specification of any product within this brochure without prior consent.



www.probe-manufacture.co.uk



26



hygienic, hard wearing and anti-bacterial

99.9% REDUCTION OF MRSA, E-COLI & BACTERIA for the life of the coating

27