



LEE & PLUMPTON

Inspiration At Work

FURNITURE FOR EDUCATION & TRAINING



Education and training environments need to provide multi-varied spaces to accommodate different learning styles and preferences. The ambition is to promote active engagement and meaningful learning through practical benefits, wellbeing and comfort.



Occupancy comfort is influenced by room temperature, air quality, availability of natural light, and control of the levels of lighting.



The ability to rearrange furniture for a variety of activities and teaching approaches is an important consideration.

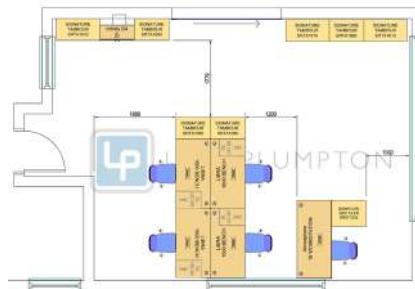


Our design team can help create adaptable, flexible learning spaces with the integration of technology.

CREATING EDUCATIONAL ENVIRONMENTS

Planning & Design

Our highly experienced designers are available to offer expert space planning and design services. Working from simple sketches or architect plans, we can recommend product choice, configurations and finishes to match desired outcomes and available budget.



Bespoke Design

Unlike many manufacturers, we are able to offer customised solutions to match each client's precise requirements. With its own production unit and dedicated team, our Bespoke department can design and manufacture products from original sketches or develop existing range items to customised specifications.

Sales & Customer Support

Our nationwide sales team offers 'face to face' meetings to provide expert support, advice and guidance as well as facilitating access to our extensive inhouse services including customised marketing materials, product samples and collaborative events.

Every order is carefully monitored and tracked by our customer services team. Fully trained advisors provide a dedicated point of contact to manage queries and requests as well as full after-sales support.





STUDYHUB




Ideal for a range of environments including libraries and training suites, StudyHub carrels are designed to improve concentration by reducing visual and aural distractions. Custom colour combinations and configurations are available from our Bespoke service.

Wood Finishes



BI Birch **MA** Maple **WA** Walnut **NN** Natural Nebraska Oak



BE Beech **WH** White **LO** Light Oak **GN** Grey Nebraska Oak

Standard Fabrics



BK Black **BL** Blue



RB Ruby **GY** Grey



STUDYHUB SINGLE



W x D x H (mm)

800 x 800 x 1230

1000 x 800 x 1230

STUDYHUB EXTENSION



W x D x H (mm)

775 x 800 x 1230

975 x 800 x 1230

Easy to mount, pinnable fabric boards are available to purchase separately.



Portholes can be fitted to the cable port to provide power for laptops, or charging points for mobile phones and tablets. A CPU holder is available if you intend to use a desktop PC.



SMARTTOP



SmartTop is designed to accommodate a display, keyboard and mouse, which can be folded down and locked in a secure compartment when not in use.

Wood Finishes



BE Beech **MA** Maple **WH** White

Metal Finishes



SI Silver **WH** White



2 year guarantee on SmartTop mechanism.
All other elements are guaranteed for 7 years.

Recommended standard flat screen monitor size is between
16-19 inches.

SMARTTOP SINGLE (900MM)



Left hand shown, right hand available.

W x D x H (mm)

900 x 600 x 725

SMARTTOP SINGLE CENTRAL



W x D x H (mm)

1200 x 600 x 725

SMARTTOP DOUBLE TOP



Left hand shown, right hand available.

W x D x H (mm)

1650 x 600 x 725

1800 x 600 x 725




Portholes can be fitted to the cable port to provide power for laptops, or charging points for mobile phones and tablets. A CPU holder is available if you intend to use a desktop PC.





TILT-TOP TABLES

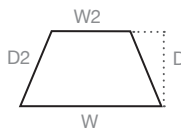
Mobile and space efficient, our tilt top tables are robust and durable.



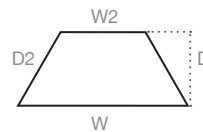
Rectangular



Semi-Circular




Trapezoidal 22.5°



Trapezoidal 30°

Wood Finishes



BI Birch

MA Maple

WA Walnut


NN Natural
Nebraska Oak

Metal Finishes



S Silver

C Chrome Paint



BE Beech

WH White

LO Light Oak

GN Grey
Nebraska Oak

RECTANGULAR



W x D x H (mm)

1200 x 800 x 720

1400 x 800 x 720

1600 x 800 x 720

1800 x 800 x 720

TRAPEZOIDAL



W x W2 x D x D2 x H (mm)

Trapezoidal 22.5°

1412 x 800 x 740 x 800 x 720 *

Trapezoidal 30°

1600 x 800 x 693 x 800 x 720 *

* Both the 22.5° and the 30° Trapezoidal fit to the 800mm table end.

SEMI CIRCULAR



W x D x H (mm)

1600 x 800 x 720

LINKING MECHANISM



W x D x H (mm)

1600 x 350

1800 x 350





FOLDING TABLES



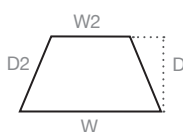
Designed for maximum stability, our folding tables are perfect for multi-functional spaces.



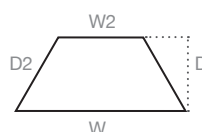
Rectangular



Semi-Circular



Trapezoidal 22.5°




Trapezoidal 30°

Wood Finishes



BI Birch



MA Maple



WA Walnut



NN Natural Nebraska Oak


Metal Finishes



C Chrome Paint



BE Beech



WH White



LO Light Oak



GN Grey Nebraska Oak



RECTANGULAR



W x D x H (mm)

1200 x 800 x 715

1400 x 800 x 715

1600 x 800 x 715

1800 x 800 x 715

TRAPEZOIDAL



W x W2 x D x D2 x H (mm)

Trapezoidal 22.5°

1412 x 800 x 740 x 800 x 715*

Trapezoidal 30°

1600 x 800 x 693 x 800 x 715*

SEMI CIRCULAR



W x D x H (mm)

1600 x 800 x 715

LINKING MECHANISM



W x D x H (mm)

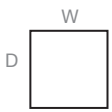
1600 x 350

1800 x 350

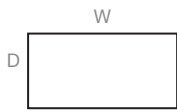




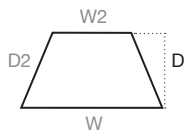
The strong, metal underframe provides strength and durability in a busy classroom environment.



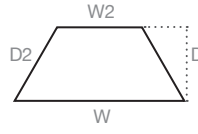
Square



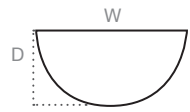
Rectangular



Trapezoidal 22.5°




Trapezoidal 30°



Semi-Circular

Wood Finishes



BI Birch MA Maple WA Walnut NN Natural Nebraska Oak

Metal Finishes



S Silver G Grey



BE Beech WH White LO Light Oak GN Grey Nebraska Oak



RECTANGULAR



W x D x H (mm)

1200 x 800 x 725

1400 x 800 x 725

1600 x 800 x 725

TRAPEZOIDAL



W x W2 x D x D2 x H (mm)

Trapezoidal 22.5°

1412 x 800 x 740 x 800 x 725

Trapezoidal 30°

1600 x 800 x 693 x 800 x 725

SEMI CIRCULAR



W x D x H (mm)


1600 x 800 x 725

SQUARE



W x D x H (mm)

660 x 660 x 725





EVERYDAY TABLES



A choice of table options – including shapes, sizes and leg frames - for every day use.

ROUND TABLES

QUICK SHIP

Wood Finishes



BI Birch MA Maple WA Walnut NN Natural Nebraska Oak

Metal Finishes - Round Legs



S Silver G Grey I Iron Grey

GROUP A

Column Base



W White



WH White LO Light Oak BE Beech GN Grey Nebraska Oak

Square Legs



G Grey B Brown S Silver

Column Base

Wood Finishes

See Wood Finishes left. The finishes listed left are also available on a longer lead time if required.

* BI, WA and WH tops for square legged tables are only available on a standard lead time. Quick Ship is unavailable.

COLUMN BASE



W x H (mm)

1000 x 725, Base Diameter 600mm, 25mm Top

1200 x 725, Base Diameter 600mm, 25mm Top

ROUND LEGS



W x H (mm)

1000 x 725, 25mm Top

1200 x 725, 25mm Top

SQUARE LEGS



W x H (mm)

1200 x 720, 18mm Top

CHAIRS & STOOLS

Browse our range of contemporary chairs and stools from pages 56-59.



Lingwood
Chairs



Ashby
Chairs



Wroxham
Armchairs





UNIVERSAL TABLES

QUICK SHIP

Square Legs



G Grey /
BE Beech

G Grey /
MA Maple

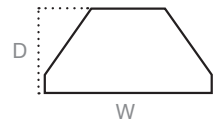
G Grey /
LO Light Oak

B Brown /
LO Light Oak

TABLE SHAPES



Rectangular



D End

Round Legs



S Silver /
BE Beech

S Silver /
MA Maple

S Silver /
LO Light Oak

G Grey /
BE Beech

G Grey /
MA Maple

G Grey /
LO Light Oak

I Iron Grey /
BE Beech

I Iron Grey /
MA Maple

I Iron Grey /
LO Light Oak

Please Note:

Maple is not available for D-End.

SQUARE LEGS



W x D x H (mm)

1200 x 615 x 720, 18mm Top

1500 x 745 x 720, 18mm Top

1800 x 745 x 720, 18mm Top

ROUND LEGS



W x D x H (mm)

1200 x 800 x 725, 25mm Top

1600 x 800 x 725, 25mm Top

1800 x 800 x 725, 25mm Top

D-END TABLE



W x D x H (mm)

Round Legs

1200 x 600 x 725, 25mm Top

1600 x 800 x 725, 25mm Top

Maple is not available for D End.

CHAIRS & STOOLS

Browse our range of contemporary chairs and stools from pages 56-59.



Lingwood
Chairs



Ashby
Chairs



Wroxham
Armchairs






SLED

Combining the aesthetic design of the 'O' leg frame with the rigidity of metal, Sled offers a choice of tables and coordinating bench seats.

Wood Finishes



BI Birch **MA** Maple **WA** Walnut **NN** Natural Nebraska Oak



BE Beech **WH** White **LO** Light Oak **GN** Grey Nebraska Oak

Metal Finishes



S Silver **WH** White



B Matt Black



TALL TABLE



W x D x H (mm)

1800 x 800 x 1050

STANDARD TABLE



W x D x H (mm)

1800 x 800 x 740

BENCH SEAT



W x D x H (mm)

1600 x 350 x 460

BENCH SEAT CUSHION



W x D x H (mm)


1600 x 350






These modern, attractive tables with coordinating bench seats are available in standard and 'poseur' height – ideal for collaborative working, canteens and hot desking spaces.

Wood Finishes



BI Birch **MA** Maple **WA** Walnut **NN** Natural Nebraska Oak



BE Beech **WH** White **LO** Light Oak **GN** Grey Nebraska Oak



TALL TABLE



W x D x H (mm)

1800 x 800 x 1050

2000 x 800 x 1050

STANDARD TABLE



W x D x H (mm)

1800 x 800 x 740

2000 x 800 x 740

BENCH SEAT



W x D x H (mm)

1600 x 350 x 460

1800 x 350 x 460

BENCH SEAT CUSHION



W x D x H (mm)

1600 x 350

1800 x 350





These customisable lockers are available with a choice of locking mechanisms, heights and door configurations.

Wood Finishes



BI Birch



MA Maple



WA Walnut



NN Natural
Nebraska Oak



WH White



LO Light Oak



BE Beech



GN Grey
Nebraska Oak



Electronic keypad, RFID and CombiLock options available upon request.

SINGLE COLUMN



W x D x H (mm)

400 x 500 x 840	2 Door
400 x 500 x 1220	3 Door
400 x 500 x 1600	4 Door

DOUBLE COLUMN



W x D x H (mm)

800 x 500 x 840	2 Door
800 x 500 x 1220	3 Door
800 x 500 x 1600	4 Door


TRIPLE COLUMN



W x D x H (mm)

1200 x 500 x 840	6 Door
1200 x 500 x 1220	9 Door
1200 x 500 x 1600	12 Door

- 25mm top / base.18mm side / doors
- Built-in height leveling mechanism
- All Liberty lockers are shipped assembled
- Bespoke options available



ACTIVE



These mobile storage and seating solutions combine practicality with the convenience of ease of movement.


Wood Finishes



BI Birch



MA Maple



WA Walnut



NN Natural
Nebraska Oak



WH White



LO Light Oak



BE Beech



GN Grey
Nebraska Oak

- Multi functional storage and seating combined.
- Durable, rubber, braked castors.
- Practical storage with the convenience of ease of movement.
- Ideal for one-to-one discussions

ACTIVE PEDESTAL



Pedestal with Silver Handle

W x D x H (mm)

2 Drawer

400 x 600 x 580

Cushion sold separately.



Pedestal with Silver Handle

W x D x H (mm)

3 Drawer

400 x 600 x 580

Cushion sold separately.

ACTIVE CADDY



Caddy - Silver Handle

W x D x H (mm)

With Doors

800 x 400 x 580

Without Doors


800 x 400 x 580

Cushion sold separately.

CUSHIONS



Pedestal Cushion



Caddy Cushion

Cushion

W x D x H (mm)

Pedestal

400 x 600 x 30

Caddy

400 x 400 x 30

For colour fabric groups and options please refer to the Fabric Swatches brochure on our website.



Pigeonhole units remain a very popular storage solution for schools and colleges. We have selected a few options - other configurations are available.


Wood Finishes



BI Birch



MA Maple



WA Walnut



NN Natural
Nebraska Oak



WH White



LO Light Oak



BE Beech



GN Grey
Nebraska Oak



PIGEONHOLE UNITS



1285 Wide



1034 Wide



786 Wide



538 Wide

W x D x H (mm)	Compartment Sizes (mm)
538 x 400 x 1900	230 x 363 x 120mm high
786 x 400 x 1900	230 x 363 x 120mm high
1034 x 400 x 1900	230 x 363 x 120mm high
1285 x 400 x 1900	230 x 363 x 120mm high

- Tidy, versatile storage.
- Durable and sturdy.
- Alternative configurations and a custom design service are available.





SIGNATURE STORAGE



Our Signature portfolio offers a range of coordinated storage solutions with a choice of sizes and colour finishes.

Wood Finishes



BI Birch **MA** Maple **WA** Walnut **NN** Natural Nebraska Oak



WH White **LO** Light Oak **BE** Beech **GN** Grey Nebraska Oak

Base & Feet



W White **S** Silver



Storage internals and accessories are available.

*Quick Ship available on certain combinations only. Speak to our Customer Services team for more information.

BOOKCASES



2000mm High

1200mm High

Bookcase	W x D x H (mm)
Desk High 1 Shelf	800/1000 x 340 x 725
Desk High 1 Shelf	800/1000 x 340 x 740
1 Shelf	800/1000 x 340 x 1000
2 Shelves	800/1000 x 340 x 1200
3 Shelves	800/1000 x 340 x 1600
4 Shelves	800/1000 x 340 x 1800
4 Shelves	800/1000 x 340 x 2000

TAMBOUR CUPBOARDS



2000mm High Shown

W x D x H (mm)
800/1000 x 600 x 725
800/1000 x 600 x 740
800/1000 x 500 x 1000
800/1000 x 500 x 1200
800/1000 x 500 x 1600
800/1000 x 500 x 1800
800/1000 x 500 x 2000

Tambour doors come in a choice of silver or white.

CUPBOARDS WITH STANDARD LOCK



2000mm High Shown

W x D x H (mm)
800/1000 x 600 x 725
800/1000 x 600 x 740
800/1000 x 500 x 1000
800/1000 x 500 x 1200
800/1000 x 500 x 1600
800/1000 x 500 x 1800
800/1000 x 500 x 2000

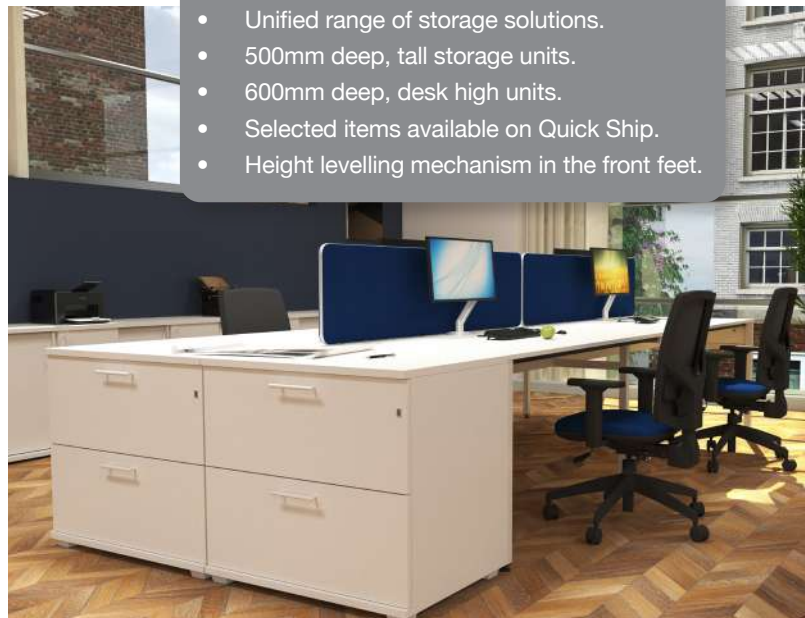
CUPBOARDS WITH ESPAGNOLETTE LOCK



Espagnolette lock, a double secure system at the top and bottom of the door.

Soft close hinge is also included, which will catch the door before it closes to bring it to a soft and quiet stop.

- Unified range of storage solutions.
- 500mm deep, tall storage units.
- 600mm deep, desk high units.
- Selected items available on Quick Ship.
- Height levelling mechanism in the front feet.



FILING CABINET



1400mm High Shown

Filing Cabinet	W x D x H (mm)
2 Drawer	480 x 600 x 725
2 Drawer	480 x 600 x 740
3 Drawer	480 x 600 x 1070
4 Drawer	480 x 600 x 1400

All filing cabinets are supplied fully assembled.

CREDENZA



740mm High Shown

W x D x H (mm)
800/1000 x 600 x 725
800/1000 x 600 x 740
800/1000 x 500 x 1000
800/1000 x 500 x 1200

Storage internals and accessories available.



SIDE FILER



725mm High Shown

W x D x H (mm)

800 x 600 x 725

800 x 600 x 740


Both drawers feature sliding filing frame features as standard.

Storage internals and accessories available.


STORAGE INTERNALS & ACCESSORIES



Single Shelf



Sliding Filing Frame



Lateral Filing Frame

Shelves, Sliding and Lateral Frames are available in silver or white to complement the stylish panel base and feet.



SIGNATURE GROW UNIT



- Integrated planters for the proven benefits of biophilia.
- Standard Unit is not lined. Liner options available upon request.
- Ideal for preventing files and 'clutter' on top of storage units.
- Custom design solutions available.



SIGNATURE RECYCLING UNIT, DOUBLE



SIGNATURE RECYCLING UNIT, TRIPLE



Recycling Unit / Upstand	W x D x H (mm)
Double Recycling Unit	800 x 500 x 1000
Upstand	750 x 25 x 120

Includes metal, powder coated rim for each aperture.

Internal fittings are available as optional extras, please speak to our Customer Services team.

Recycling Unit / Upstand	W x D x H (mm)
Triple Recycling Unit	1000 x 500 x 1000
Upstand	950 x 25 x 120

Includes metal, powder coated rim for each aperture.

Internal fittings are available as optional extras, please speak to our Customer Services team.





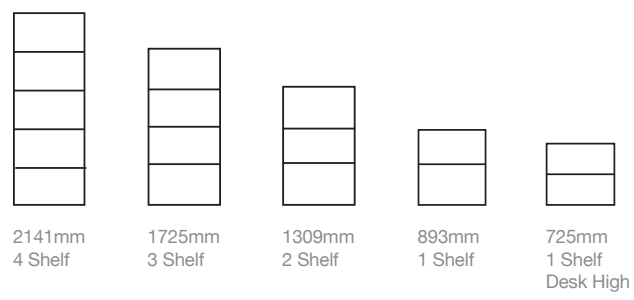
INFINITY STORAGE



Designed as a modular system, Infinity is available in a wide variety of configurations. The reduced depth means the units are highly versatile and perfect for confined spaces.

Wood Finishes

BI Birch	MA Maple	WA Walnut	NN Natural Nebraska Oak
BE Beech	WH White	LO Light Oak	GN Grey Nebraska Oak



BOOKCASES (BASE UNIT)



Desk High
1 Shelf



1 Shelf



2 Shelves



3 Shelves



4 Shelves

Bookcase	W x D x H (mm)
Desk High, 1 Shelf	800 x 350 x 725
1 Shelf	800 x 330 x 893
2 Shelves	800 x 330 x 1309
3 Shelves	800 x 330 x 1725
4 Shelves	800 x 330 x 2141

All units are supplied with the number of shelves illustrated.
4 shelf units must be secured to the wall.

WOOD EFFECT DOORS



Lower Doors,
Desk High



1 Shelf



2 Shelves



3 Shelves



4 Shelves

Wood Effect Doors	W x H (mm) Per door
1 Shelf, Desk High Door	395 x 663
1 Shelf, Upper Door	395 x 828
1 Shelf, Lower Door	395 x 828
2 Shelves, Upper Door	395 x 1244
2 Shelves, Lower Door	395 x 1244
3 Shelves, Lower Door	395 x 1660
4 Shelves, Lower Door	395 x 2076



Upper Doors – 1 and 2 Shelves



GLASS DOORS & SOFT CLOSE HINGES



Clear Glass – 1 and 2 Shelves



Opaque Glass – 1 and 2 Shelves

Glass Doors	W x H (mm) Per door
1 Shelf, Clear Glass	395 x 828
1 Shelf, Opaque Glass	395 x 828
2 Shelves, Clear Glass	395 x 1244
2 Shelves, Opaque Glass	395 x 1244

Hinge Packs
Two Pair Pack
Three Pair Pack

HANDLES & SHELVES



Bar Handles
(as Standard)



Bow Handles



Mosaic Handles



Matrix Handles



Oval Handles

Shelves	W x H x D (mm)
1 Shelf	762 x 306 x 18
1 Shelf	762 x 306 x 25
Fixed Shelf	762 x 306 x 25



Single Shelf

Where full length doors are not specified, a fixed shelf is required for positioning below upper doors and above lower doors. The fixed shelves are required to provide an attachment for the latch.

INFINITY COMBINATION UNITS

Infinity is available in a variety of ready-made combinations. For all available combinations and additional information, please refer to the full Furniture Collection.

DESK HIGH UNITS



Bookcase



Combination 1

2 SHELF UNITS



Bookcase



Combination 1



Combination 2

Combination	W x D x H (mm)
Bookcase	800 x 350 x 725
1	800 x 350 x 725

Combination	W x D x H (mm)
Bookcase	800 x 330 x 1309
1	800 x 330 x 1309
2	800 x 330 x 1309

3 SHELF UNITS



Combination 1



Combination 3



Combination 5

4 SHELF UNITS



Combination 2



Combination 7



Combination 12

4 shelf units must be secured to the wall.

Combination	W x D x H (mm)	Description
1	800 x 330 x 1725	3 shelves with 1 shelf behind lower wooden doors
3	800 x 330 x 1725	3 shelves with full wooden doors
5	800 x 330 x 1725	1 shelf behind lower wooden doors and 2 behind upper opaque glass doors


Combination	W x D x H (mm)	Description
2	800 x 330 x 2141	4 shelves with 2 behind lower wooden doors
7	800 x 330 x 2141	1 shelf behind lower wooden doors and 3 shelves behind clear glass doors
12	800 x 330 x 2141	2 shelves behind lower wooden doors and 2 behind upper opaque glass doors



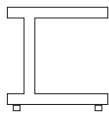
SATELLITE

The Workplace Workhorse - practical and robust, with a wide range of sizes and styles

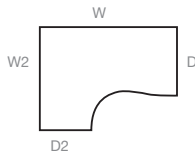
Frame Options & Desk Shapes



Panel End



Cantilever



Crescent
(Left hand shown)



Wave
(Left hand shown)



Rectangular

Wood Finishes



BI Birch MA Maple WA Walnut NN Natural Nebraska Oak BK Black

Metal Finishes



S Silver G Grey W White



BE Beech WH White LO Light Oak GN Grey Nebraska Oak

RECTANGULAR DESK



W x D x H (mm)

600 Deep

800 x 600 x 725

800 Deep

800 x 800 x 725

1000 x 800 x 725

1200 x 800 x 725

1400 x 800 x 725

1600 x 800 x 725

1800 x 800 x 725

600 deep rectangular desk must be secured to either a crescent desk or desk high pedestal.

WAVE DESK



W x D x D2 x H (mm)

1200 x 1000 x 800 x 725

1400 x 1000 x 800 x 725

1600 x 1000 x 800 x 725

Left hand shown, right hand available

CRESCENT DESK



W x W2 x D x D2 x H (mm)

1400 x 1200 x 800 x 600 x 725

1600 x 1200 x 800 x 600 x 725

1800 x 1200 x 800 x 600 x 725

Left hand shown, right hand available

PEDESTALS



Narrow Under Desk



Fixed 2 Drawer



Fixed 3 Drawer



Mobile 2 Drawer



Mobile 3 Drawer



Desk High 3 Drawer 600 D



Desk High 4 Drawer 600 D



Desk High 3 Drawer 800 D



Desk High 4 Drawer 800 D

Pedestal

W x D x H (mm)

Narrow Under Desk 310 x 555 x 680

Fixed 400 x 585 x 452

Mobile 400 x 600 x 542

Desk High, 600 Deep 400 x 600 x 725

Desk High, 800 Deep 400 x 800 x 725

Pedestals are supplied with Bow Handles as standard. All pedestals are supplied empty – accessories are available.

COLLABORATION / MEETING POINTS

ARC MEETING POINT



W x D x H (mm)	Description
1200 x 600 x 725	Fits 2 x 600mm desk
1600 x 800 x 725	Fits 2 x 800mm desk

Quick ship finishes available.



BE Beech **MA** Maple **LO** Light Oak



Other finishes available on a longer lead time.

SQUARE MEETING POINT



W x D x H (mm)	Description
800 x 800 x 725	Fits 1 x 800mm desk

Quick ship finishes available.



BE Beech **LO** Light Oak



Other finishes available on a longer lead time.

SHELL MEETING POINT



W x D x H (mm)	Description
1200 x 1200 x 800 x 725	Fits 1 x 800mm desk

Quick ship finishes available.



BE Beech **MA** Maple **LO** Light Oak





Other finishes available on a longer lead time.



STANDARD SCREENS



Rectangular



W x H (mm)	Description
800 x 380	Fits to 800mm wide desk or desk return
1000 x 380	Fits to 1000mm wide desk or desk return
1200 x 380	Fits to 1200mm wide desk or desk return
1400 x 380	Fits to 1400mm wide desk
1600 x 380	Fits to 1600mm wide desk
1800 x 380	Fits to 1800mm wide desk

Standard Fabrics



BL Black **BL** Blue **RB** Ruby **GY** Grey

Screens are available in a choice of three shapes together with a wide range of fabrics. For details of fabric choices and fabric swatches please see our Fabric Swatches collection brochure. Screens include a silver/grey edging strip (other colours available on request).

PLEASE NOTE: Only Rectangular screens are available on Quick Ship. Additionally, Quick Ship standard screens are only available in the four Standard Fabrics above.



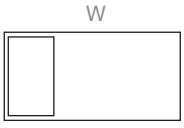


GALAXY

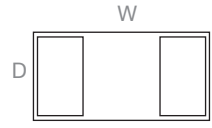


A design classic, Galaxy is the perfect standalone desk with a metal frame for strength and stability together with integral, lockable storage.

Desk Shapes



Single Pedestal Desk
(Left hand shown)



Double Pedestal Desk

Metal & Wood Finishes



B Brown /
BE Beech



B Brown /
LO Light Oak



SINGLE PEDESTAL DESK

2 DRAWER



3 DRAWER



DOUBLE PEDESTAL DESK

2 & 3 DRAWER



W x D x H (mm)

1200 x 745 x 720

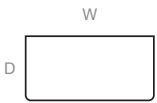
1500 x 745 x 720

1800 x 745 x 720

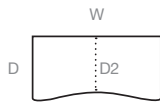


ASCEND

Retro design styling with a modern twist, Ascend is available in a choice of configurations to create modern learning spaces.




Rectangular



Double Wave

Wood Finishes




BI Birch **MA** Maple **WA** Walnut **NN** Natural Nebraska Oak



BE Beech **WH** White **LO** Light Oak **GN** Grey Nebraska Oak

Metal Finishes



W White



DOUBLE WAVE DESK



RECTANGULAR DESK



W x D x D2 x H (mm)

1200 x 800 x 600 x 740

1400 x 800 x 600 x 740

1600 x 800 x 600 x 740

1800 x 800 x 600 x 740

W x D x H (mm)

1200 x 800 x 740

1400 x 800 x 740

1600 x 800 x 740

1800 x 800 x 740

PEDESTALS



Mobile
2 Drawer



Under Desk
3 Drawer*



Desk High
3 Drawer

Pedestals

W x D x H (mm)

Mobile 400 x 685 x 598

Under Desk* 403 x 685 x 709

Desk High 403 x 800 x 740

Each pedestal is available in either a 2 or 3 drawer configuration.

*Please note the under desk pedestal will protrude if placed under a double wave desk. Please ask for any additional details.

Pedestals are supplied empty – accessories are available. Power & cable management options are also available. See our Furniture Collection guide for details.

INMOTION




Choose from electric or manual sit/stand desking for a more ergonomic, healthy way of working.



Retractable, manual height adjustment.



Electric control panel.



Metal cable trays are available.

Wood Finishes



BI Birch



MA Maple



WA Walnut



NN Natural
Nebraska Oak



BE Beech



WH White



LO Light Oak



GN Grey
Nebraska Oak

Metal Finishes



S Silver



W White

- Electric or Manual.
- Single or back-to-back.
- Choice of four widths.
- Silver or white frame.
- Four setting control panel available.
- Screens available.

ELECTRIC SINGLE DESK



W x D x H (mm)

1200 x 795 x 631 to 1281

1400 x 795 x 631 to 1281

1600 x 795 x 631 to 1281

1800 x 795 x 631 to 1281

ELECTRIC BACK-TO-BACK DESK



W x D x H (mm)

1200 x 1680 x 631 to 1281

1400 x 1680 x 631 to 1281

1600 x 1680 x 631 to 1281

1800 x 1680 x 631 to 1281

ELECTRIC CONTROL PANEL



Code

SIMCP Four setting memory control panel

SINGLE DESK



W x D x H (mm)

1200 x 795 x 686 to 1186

1400 x 795 x 686 to 1186

1600 x 795 x 686 to 1186

1800 x 795 x 686 to 1186

BACK-TO-BACK DESK



W x D x H (mm)


1200 x 1680 x 686 to 1186

1400 x 1680 x 686 to 1186

1600 x 1680 x 686 to 1186

1800 x 1680 x 686 to 1186

SCREENS



W x H (mm)

1200 x 555

1400 x 555

1600 x 555

1800 x 555



Screens are available in a range of colours, from our Standard Fabrics, Group 1, and Group 2 options. Please see the Fabric Swatches brochure, download your copy at: leandplumpton.co.uk/resources/brochures/

ACCESSORIES



A wide assortment of accessories are available for safe & practical working.



Vertical Cable Manager



Gas Lift Single Monitor Arm



Wire Mesh Cable Tray



Pen Tray - Dark Grey



For our full range of accessories, please see the full Furniture Collection.

OLLIN DYNAMIC ARM



Description

Ollin Dynamic Arm with Flo Split Clamp

FLO DYNAMIC ARM



Description

Flo Dynamic Arm with Flo Split Desk Clamp

OLLIN MOUNT BAR



Description

Ollin Dual Mount Bar in Black

MOUNT BAR HANDLE



Description

Ollin Dual Mount Bar Handle in Black

PVC CHAIR MATS



Surface

Gripper Backed For Carpets

W x H (cm)

120 x 90

Smooth Backed For Hard Floors

120 x 90

AFS MATS 2000



W x D (cm)

50 x 80 cm

Colour

Midnight Black

CHROMA - ON DESK POWER MODULE



Description

2 x UK, 1 x SC white/black inclusive of a 2 metre main cable. 1 x Neon Switch, 2 x UK power sockets, individually fused 3.15Amp. Comes with fixing bracket.

Colour

White
Black

GANG SOCKET



Description

2 Socket with switches
3 or 4 Sockets, no switches

Colour

Black
Black

FLIP TOP POWER MODULES



Description

Option 1:
2 UK sockets & RJ45 sockets with switch.

- 2 x UK Sockets
- 2 x RJ45 sockets
- Mains lead 2m
- 2 x 2m RJ45 Cat6 data lead

Colour

Black
Grey
White

Option 2:
2 UK Sockets with switch and USB socket

- 2 x UK Sockets
- 1 x USB A+C Smart Connector
- Mains lead 2m

Black
Grey
White

PORT HOLES



Description

Port Hole

- 1 x Power socket and 1m mains cable
- Power socket 3.15A individually fused with 1m mains cable to 3 pin connector

Colour

Black
Grey
White

Port Hole with USB Socket

- 1 x Power socket, 1 x USB socket, 1m mains cable, 2m USB lead
- Power socket 3.15A individually fused with 1m mains cable to 3 pin connector and 2m USB lead.

Black
Grey
White

Power Hole with RJ45 Cat6 Socket

- 1 x Power socket, 1 x RJ45 Cat6 socket, 1m mains cable, 3m data lead
- Power socket 3.15A individually fused with 1m mains cable to 3 pin connector with 3m data lead.

Black,
Grey
White

MAINS CABLE



Description

3 Metre length
5 Metre length
7 Metre length

Colour

Black
Black
Black

Easy to retrofit, incorporates an under desk, hand tightened barrel nut to fix unit in place. All power and data cables exit from the base of the unit.





TASK SEATING

Paston & Lenwade - Available with fixed, height adjustable arms or without arms. Seat height and back angle adjustment.

PASTON

LENWADE



Arm Options	Cantilever
Fixed Arms	Fixed Arms
Adjustable Arms	
No Arms	No Arms

Dimensions
W 620mm D 620mm H 970-1095mm SH 460-585mm

Cantilever side chair available.



FABRICS

Paston & Lenwade chairs are available in a choice of 4 standard fabric colours to complement our Standard Screens. Standard Fabric Chairs are available through our Quick Ship Programme.

WALCOTT

An 'all mesh' chair with the option of multi-functional, height adjustable arms.

Description

With Arms

Without Arms



50mm Seat Slider



Adjustable Lumbar



Optional Multi-function Arms



Synchro Balance Mechanism

Dimensions

W 650mm (520mm without arms)

H 1080-1200mm **SH** 480-600mm

Multi-adjustable arms - depth, width (on the 'soft feel' pad), twist and height adjustable arm (4D).

ILOA & LIIKU JOY

Swivel saddle stools encourage good posture and movement. The Liiku Joy offers a rocking movement – of up to 13 degrees.

ILOA



Light birch available on Quick Ship.

ILOA+



Upholstered seat pad with a selection of high quality fabric. Quick Ship available on black eco leather.

ILOAone



One-piece upholstery with a selection of high quality fabric or black eco leather.

LIIKU JOY



Designed to encourage good posture, and the perfect partner for height adjustable and sit-stand desks.

For more task seating options, please see our Furniture Collection Guide.

RANWORTH

The Ranworth chair offers a truly comprehensive choice of options to create a user specific task chair. Available with an upholstered or mesh back rest, there is a choice of back height as well as head rest.

Upholstered Back



Mesh Back



Available with a wide choice of options: medium / high back; upholstered / mesh; headrest; optional adjustment mechanisms – see our full Furniture Collection for details.

HEVINGHAM

Designed to offer maximum choice to meet individual needs and requirements, the Hevingham posture chair can be specified to comply with Health and Safety DSE assessments.

Upholstered Back



Moulded Outer Back



A posture chair with a full choice of options and adjustment features. See our full Furniture Collection for details.

TOFTWOOD

Available with a black or white frame, Toftwood includes a spine-shaped fixed height back rest with an integrated adjustable lumbar panel. The choice of options allow the creation of a personalised office chair.

Black Frame



White Frame



Available with a white or black frame and a wide choice of adjustment mechanisms. See our full Furniture Collection for details.





SOFT SEATING

Our extensive soft seating collection - ideal for break out areas, common rooms and collaborative learning environments.



FABRICS

We offer a wide choice of fabric options for all the leading manufacturers – please visit our website to download your fabric guide.

SOFAS & ARMCHAIRS

MOUNT



- Features distinctive colour layering and polished chrome corner feet.
- Single seater and two seater sofa.
- Matching modular seating and booths.

AZUR



- Polished chrome 'O' legs.
- Completely square profile, allowing furniture to sit perfectly aligned.
- Single armchair and two seater sofa.
- Additional small and large base stools.

CAVIL



- A stylish range featuring polished chrome corner feet, rounded arms and stitching detail to the back.
- Single seater and two seater sofa.
- Additional base stools.

RAPID



- Compact seating.
- Single seater and two seater sofa.
- Matching modular seating.

BOOTHS & MODULAR SEATING



Booths provide privacy and acoustic baffling. An optional table and power module are available with our media booths.

AMITY



- High back booths featuring polished chrome corner feet. A low two seater booth is also available.
- Four seater media booth, with an optional table and power module.

MOUNT



- Features distinctive colour layering and polished chrome corner feet.
- Single and two seater booths.
- Four seater media booth, with an optional table and power module.

MODULAR SEATING

Modular seating offers a flexible solution with a large range of configurations and combinations to suit any space.

DUAL



- Dual seat and semi-circle units can be combined in many ways to create a seating area that is flexible and adaptable.
- Hardwood feet in birch or walnut

MOUNT



- Features distinctive colour layering and polished chrome corner feet.
- Large and small seat units. 45° seat unit allowing the creation of curved corners. Large and small stool units.

RAPID



- Compact range of modular seating designed to make the most of your space.
- Large and small seat units. 45° seat unit for the creation of curved corners.

STOOLS



HEYDON STOOLS

STOOLS

- Cube, circular and double bite shaped stools available. The double bite stool is designed to link together with the circular stool.
- Heydon Stools can be stacked for efficient use of space, and the colourful curved design makes an attractive and flexible addition.
- Available in two sizes.

CHAIRS & STOOLS



Stylish and durable communal seating.

ASHBY



BK Black **GY** Grey **GR** Green **WH** White **MU** Mustard **TQ** Turquoise



1.

LINGWOOD



BK Black **GY** Grey **RE** Red **NA** Navy **GR** Green **MU** Mustard **TQ** Turquoise **GU** Grey Fabric **PL** Plum **WH** White

HOLT



BK Black **GY** Grey **NA** Navy **WH** White

CARBROOKE



BK Black **GY** Grey **WH** White

WROXHAM



GY Grey **WH** White **GU** Grey Fabric



2.



3.



4.



5.



6.



7.



8.



9.



10.

1. Ashby Chair style K with black legs in lime.

2. Lingwood Chair style E in plum.

3. Wroxham leg style K in grey fabric.

4. Lingwood leg style F in red.

5. Carbrooke chair in white.

6. Ashby high stool in black.

7. Lingwood mid height stool in turquoise.

8. Holt 4 Leg chair with black legs in navy.

9. Lingwood leg style M in grey.

10. Ashby Chair style A in mustard.

Full details of our wide choice of chairs & stools are available in our Furniture Collection guide.

CONFERENCE & MEETING CHAIRS



Seating solutions for meetings and conference spaces.

BRANDON MEETING CHAIR

Cantilever Frame, optional black PU arms.



BRANDON MEETING CHAIR

4 Leg Frame, optional black PU arms



- Multipurpose chair available with cantilever or 4-leg frame.
- Stackable design.
- Black outer back and seat panel for durability.



FABRICS

We offer a wide choice of fabric options for all the leading manufacturers – please visit our website to download your fabric guide.

OXBOROUGH



- Stylish, single shell design.
- Black or Grey Mesh.
- Integrated arm rest.
- Available with castors or glides.

Dimensions

SW 510mm **BW** 510mm **SD** 460mm **BH** 505mm

SH 465-545mm





RECEPTION UNITS



Our bespoke design team can develop a tailored solution for your reception area.

QUICK SHIP

Metal & Wood Finishes



**G Grey /
BE Beech**



**G Grey /
WH White**



**G Grey /
LO Light Oak**



**B Brown /
LO Light Oak**

- Clean, simple solutions for practical reception spaces.
- Robust, sturdy construction.
- Cable management options.
- Bespoke and made-to-measure available.
- 25mm worksurfaces.





BESPOKE DESIGN SERVICE

STUDENT BED

Custom designed student bed with under bed storage.

MADE TO MEASURE

Our specialist bespoke design team is available to develop customised solutions to match client's precise requirements.

With its own production unit and dedicated team, our Bespoke department can design and manufacture products from original 'sketches' or develop existing range items to match particular specifications.



MEDIA WALL

We are often asked to incorporate audio visual solutions in to our designs.



MOBILE CLASSROOM CUPBOARD

This compact, mobile storage unit was made to specific dimensions. It is ideal for training and classrooms and has already proven to be popular for schools.





DESIGN | QUALITY | SERVICE

We offer an extensive portfolio of furniture solutions for schools, colleges, universities and training providers. Manufactured to robust quality standards, our choice of options can help you to create attractively furnished learning environments that will inspire students and staff alike.

Established in 1974, we are proud of our inhouse capabilities with products designed and manufactured at our 200,000 square foot purpose built facility in East Anglia. Our extensive expertise allows us to control and manage every step of the process – supported by our appointed supply partner, dealer network.

We understand that value for money is a very important consideration. We also believe it should never come at the expense of quality and consideration for the environment. That's why we're proud to say that our Quality Management System is certificated to BS EN ISO 9001: 2015. Our Environmental Management and Health and Safety Management Systems are certificated too.

This brochure contains an overview of our most popular choices for learning environments. Our complete portfolio is detailed within our Furniture Collection. To place an order or find out more, call your account manager or a member of our customer services team on 01953 453830 or email sales@leeandplumpton.co.uk. In addition, if you are looking for a custom design solution, our Bespoke department can help.

leeandplumpton.co.uk



@LEEANDPLUMPTON



A COMMITMENT TO QUALITY

Continuous investment in facilities and training, coupled with a dedicated workforce and strong supplier relationships, ensures the quality, consistency and reliability our customers expect. The management and measurement of our internal processes and procedures drives our quest for development and improvement and, therefore, ongoing customer satisfaction.

Copies of our credentials and certifications are available at www.leeandplumpton.co.uk



Quality Management System BS EN ISO 9001: 2015



Environmental Management System BS EN ISO 14001: 2015



Occupational Health & Safety Management System OHSAS 18001:2007 (OH&S)



Commercial Interiors UK (BCFA)



Commercial Furniture Advisory Service (CFAS)



Members Of Furniture Industry Research Association (FIRA)



ADDITIONAL INFORMATION

This brochure provides an overview of some of the most popular solutions for schools, college, universities and training providers. Full details of our comprehensive product portfolio are included in our Furniture Collection Guide – download your copy at www.leeandplumpton.co.uk/resources/brochures/

GUARANTEE

All products are inspected before dispatch and include a 7 year guarantee, unless otherwise stated. Seating includes a 5 year guarantee.

CARE OF FURNITURE

Wood finishes are heat, stain and scratch resistant when used for their intended purposes. Clean using a damp cloth and mild detergent - do not use abrasive cleaners or bleach.

In order to maintain fabric over the specified guarantee period, upholstery must be cleaned and vacuumed according to the fabric manufacturer's recommendations.

GAS ACTION SEATING

All gas assisted seat height mechanisms used on Lee & Plumpton products are independently tested and approved up to and including a maximum weight of 150 kgs in normal office use.

ORDER CANCELLATIONS

Orders may be cancelled or altered only with the written consent of Lee & Plumpton. Goods made to special order cannot be cancelled. Lee & Plumpton reserves the right to claim all loss and expenses which may be incurred as a result of cancellation. A handling charge of 50% of the net invoice value is made on any goods cancelled or returned with the prior consent of the company.

Orders for 'Made to Order' items (including all soft seating) cannot be cancelled.





LEE & PLUMPTON

Bunns Bank | Attleborough Norfolk | NR17 1QD
T: 01953 453830 | E: sales@leeandplumpton.co.uk

leeandplumpton.co.uk

February 2023 v.1.2

E&OE February 2023

Images featured within this brochure are for illustrative purposes and appearances may vary from those shown. Due to our ongoing initiatives, Lee & Plumpton Ltd. reserve the right to change, modify or delete products at any time without notification.