

For help or advice on any
KAB Office Chair, call
+44 (0)1604 641522
or contact your nearest
KAB Office Chair dealer

CVG
KAB//Seating

User Guide



Contents

1. Functions
2. Special features
3. Care of seats

Headrest

Height/Tilt
Adjustable

Available for:

ACS Executive

Executive

Controller

Director


Manager


Navigator

Associate

K4 Premium

K1 Premium





Rotate lower knob
left or right

Available for:

ACS Executive
Executive
Controller
Director
Manager
Navigator
Associate
K4 Premium
K1 Premium

Tip-up Armrest

30° tilt adjustment to
maximise elbow and
arm support.


Adjustable for desktop
access

Tilt Rocker Adjustment

To ensure optimum seating position

Available for:

- ACS Executive
- Executive
- Controller
- Director
- Manager
- Navigator
- Associate
- K4 Premium
- K1 Premium






Available for:

ACS Executive
Executive
Controller
Director
Manager
Navigator
Associate
K4 Premium
K1 Premium

Height and weight adjustment

Weight adjustment
50-150kg



Pull lever
to adjust

Available for:

ACS Executive
Executive
Controller
Director
Manager
Navigator
Associate
K4 Premium
K1 Premium

Backrest Angle Support

16° range to maximise
user comfort



13

Available for:

Executive
Controller
Director
Manager
Navigator
K4 Premium
K1 Premium

Air Lumbar

To give good lower
dorsal support

14

Seat Cushion Length Adjustment

430mm to 480mm

Available for:

K4 Premium

K1 Premium

Press left hand button




Seat Cushion extends by an extra 50mm in length

Seat Tilt Adjustment

Available for:

K4 Premium

K1 Premium



Press right
hand button



Press the
+ symbol to inflate
and the - symbol to deflate



Available for:
ACS Executive

Air Comfort System (ACS)

To mould the chair to your body, simply press a button and the electric pump will inflate the area of your choice

1. Pump the air bulb to inflate the three air bags
2. Press buttons A, B or C to exhaust the air for optimum comfort

Available for:
Associate

Triple Lumbar System


Provides a height adjustable lumbar support to accommodate people of all heights



Air Bulb



Turn to lock lumbar air in place as required





Available for:
K4 Premium
K1 Premium

Mobile Phone Pocket

Convenient storage
pocket



25

Available for:
K4 Premium

iPod Storage Pocket

Convenient storage
pocket

26



Available for:
K4 Premium
K1 Premium

iPod Rear Storage Pocket

Convenient storage
pocket



Available for:

ACS Executive
Executive
Controller
Director
Manager
Navigator
Associate
K4 Premium
K1 Premium

Castors

Standard durable castors for most general floor surfaces.

Soft castors are available for laminate flooring and other surfaces that are likely to mark easily.

Fabrics

1. Vacuum regularly to remove dirt and grit.
2. Treat stains quickly. Use a damp cloth while they're still fresh.
3. Use a professional deep cleaning service on an annual basis



Stain Removal Guide

Stain	A	B	C
Alcoholic drink	9	11	7
Blackcurrant juice	13	9	
Blood	5 then 8	3	7
Butter	14 then 15	1 or 2	3
Chewing gum	14	2 and 4	16
Chocolate	3	1	
Coffee and cream	3	1	7
Coffee (black)	13	11	3
Colas and soft drink	9	7	
Cooking oil	1	3	
Cough syrup	3	7	

Stain	A	B	C
Cream	3	1	7
Egg white	3	7	10
Egg yolk	8	3	10
Floor wax	1	2	3
Fruit juice/cordial	7	3	6 and 3
Furniture polish	1	3	2
Gravy and sauces	3	1	7
Ink (biro)	6	4	10
Ink (felt tip pen)	6	4	3
Ink (writing)	3	16	
Jam	3	7	
Lipstick	1	2	3
Milk	8	3	7

Stain	A	B	C
Mustard	3	7	11
Nail varnish	4	16	
Oil and grease	1	2	3
Paint (oil based)	1	3	16
Paint (water based)	5	3	16
Salad dressing	3	1	7
Shoe polish	1	2	3
Soot	17	3	1
Tar	1	2	3
Tea	3	11	7
Urine	3	12	16
Vomit	3	12	16
Wine	3	13	11

Treatments

To treat the stains use Step A. Apply small quantities of liquid and blot well with clean tissues after each application. Work carefully to release stain from edge to centre. Allow to dry. If unsuccessful try Step B and then later Step C.

1. White Spirit, Turps, or substitute
2. 1,1,1 Trichloroethane (Dry cleaning fluid)
3. Upholstery Detergent or Shampoo at manufacturer's recommended dilution
4. Acetone, nail polish remover - non oily
5. Cold water
6. Surgical spirit (alcohol)
7. Borax 2% solution, dissolve 1 teaspoon in warm water, top up cup with cold
8. Salt 2% solution, 1 level teaspoon in cup of tepid water
9. Use 3 as above + drop of spirit vinegar
10. Biological detergent 1% solution (1 level tsp in cup of warm water)
11. Use 6 as above diluted 1:5 water
12. Disinfectant, dilute as recommended on bottle, or 1 tsp in 2 pints water
13. Use 7 as above + drop of spirit vinegar
14. Chill with ice cubes in plastic bag
15. Hot iron over layers of white tissue
16. Consult a professional cleaner
17. Vacuum thoroughly

Warning

Only trained personnel may replace or repair seat height adjustment components with energy accumulators.

Chair Standards

SATRA Technology Centre

To meet appropriate British and European Standards. See table.



Warranty

5 year policy for general office use, and 2 years for 24 hour applications. Please refer to KAB Seating's official warranty statement.

	Strength Durability & Stability BS 5459-2:2000	Strength Durability & Stability BS EN 1335-2009 Parts 2 & 3	ANSI BIFMA X5.1 - 2011
EXECUTIVE ACS	✓	✓	✓
EXECUTIVE	✓	✓	✓
CONTROLLER	✓	✓	✓
DIRECTOR	✓	✓	✓
MANAGER	✓	✓	✓
CONFERENCE	N/A	N/A	N/A
NAVIGATOR	✓	✓	✓
ASSOCIATE	✓	✓	✓
K4 PREMIUM	✓	✓	✓
K1 PREMIUM	✓	✓	✓